

# KF PLASMA TIMES



**DECEMBER 2018, 6<sup>TH</sup> EDITION**

## African Swine Fever

---

Breakthrough! The solution  
for humanity's major  
problem: viruses

## The creation of Black Holes

---

Agents of recycling keep  
the galaxy in healthy state  
being the source for cosmic  
rays

## Plasma 101: What is Plasma?

---

How do we explain plasma  
and the way fields interact  
with each other?

## Bengali community

---

Together we proceed  
towards a lasting peace  
and abundance

## Protein percentage increase in agriculture

---

Changing the environment  
delivers to the plants the  
needed water and nutrients



# TABLE OF CONTENTS

03	— <b>KESHE FOUNDATION NEWS</b> <a href="#">Seasons and Temperatures</a>
05	— <b>KESHE FOUNDATION NEWS</b> <a href="#">Chinese Research Center – Plasma Lights</a>
08	— <b>KESHE FOUNDATION NEWS</b> <a href="#">Plasma 101: What is plasma?</a>
12	— <b>KESHE FOUNDATION NEWS</b> <a href="#">Protein percentage increase in agriculture</a>
16	— <b>KESHE FOUNDATION NEWS</b> <a href="#">4 hours sleep pattern</a>
18	— <b>KF SSI EDUCATION</b> <a href="#">Another school year is coming to its end</a>
20	— <b>PLASMA PRODUCTS</b> <a href="#">GANS water dispenser + GANS reserve bottles</a>
22	— <b>LANGUAGE COMMUNITY</b> <a href="#">Keshe Plasma Technology use in Bengali community</a>
24	— <b>PLASMA SCIENTIFIC JOURNAL</b> <a href="#">The creation of Black Holes</a>
36	— <b>PLASMA SCIENTIFIC JOURNAL</b> <a href="#">Keshe Foundation Technology resolves the African Swine Fever in China</a>
43	— <b>PLASMA SCIENTIFIC JOURNAL</b> <a href="#">Creation of motion and matter through the motorless interaction of fields</a>
47	— <b>PLASMA SCIENTIFIC JOURNAL</b> <a href="#">Balancing the body with Nano-coated Eeman's biocircuit</a>
55	— <b>PLASMA SCIENTIFIC JOURNAL</b> <a href="#">GANSes of Tritium (H3), Deuterium (H2), Hydrogen (H) and Neutron</a>
61	— <b>TESTIMONIALS</b> <a href="#">Pain Relief Pad / Pain Relief Pen</a>
63	— <b>JOIN US</b> <a href="#">ABC of publishing in Plasma Scientific Journal</a>
64	— <b>JOIN US</b> <a href="#">Winter Special!</a>





# SEASONS AND TEMPERATURES

by Keshe Foundation

The water is created by the interaction of the field of the Earth and the Sun and what they produce as they come together. Look at the creation of the Hydrogen, Oxygen, Nitrogen, or Carbon which leads to the creation of amino acid. In respect to Earth, Hydrogen is created, closer to the Earth or further away from the Earth. But where is the Nitrogen created, closer to the Earth than Hydrogen or away from Hydrogen? And what is the light we see? It is the composition of leftover of the strength of the whole mix of Oxygen, Carbon, Nitrogen and the rest.

All the rays of the Sun which come to us are not from the interaction of the fields of just the Oxygen. Some are from Nitrogen, some are from other matters. It is a composite and it is in the ray form, it does not have gravity, it has only the attribute of magnetical which means it is one direction that the gravity of the Earth can attract it means giving to it. That is why sometimes as they say the light is a particle or is what we call ray.

When it is particle it has absorbed the or it has been attracted or interacted with a gravitational magnetic field of the Earth which is weaker and as the stronger feeds the weaker it passes through and in that condition you have a plasma which becomes with the interaction with the fields of the Earth the light, the fields which shows itself as light. If it is from the interaction of the balance of the field, you get rays. But because again it is of the higher order then it tries to feed the Earth as it comes. And in that process in most of the time is going through the

atmosphere, it slows down and creates the matter condition in interaction with the inertia of the field of the Earth. And it converts.

The change of the temperature on the surface of the Earth as you go up in reduction is the clear understanding of the size of the plasma. Why are you colder when you are at higher altitude, but you are closer to the Sun? It should be warmer. Where does the heat go? Or is the heat and the temperature attributes of the fields which arrived to the planet Earth in interaction with the inertia of the planet, not with a gravitational-magnetic field of the plasma of the soul of the planet. Inertia has a space gap very short, the plasma of the soul of the planet what we call gravitational-magnetic from the center which is further out.

That is why you feel the temperature when you reach near the surface of the planet because now the fields which have traveled from space in interaction by the fields of the Earth and the Sun have to interact with the fields of the mass of the inertia matter state of the planet.

In the depth of the space, the gravitational-magnetic fields in the open spans of the universe hardly interact because it is open space, it can travel in any direction. It is not zero, but it has zero plasma temperature in respect to the universe. The temperature of the universe across the plasma of this universe is constant. Unless you have conditions of the interaction of the fields. It is very much what you



call sea level is zero. The whole plasma of the universe is at a zero-level gravitational-magnetic field unless there is an interaction between the fields of different entities in a given position.

If you understand why it gets warmer as you come closer to the surface of the planet is to do with the gravitational-magnetic field of the mass of the inertia of the matter state of the planet and nothing else. And why you have seasons is totally in respect to that and nothing else. Because when you tilt a little bit away the gravitational magnetic field of the Earth has lower interaction. It is not what they say that we go further from the Sun.

Now totality is left to the inertia of the planet to interact with and it is not that much, it is the compression of the fields of the Sun which pushes in the gravity which allows the creation of the heat. That is why in the summer is hot because the inertia of the magnetical field can spread up even though the gravitational magnetic field, the interaction is at depth.

Understand the principle and the concept of the creation - that is why you have a temperature in your skin.

*247<sup>th</sup> Knowledge Seekers Workshop  
October 25<sup>th</sup>, 2018  
[https://youtu.be/JPO\\_zdXvyZY?t=5434](https://youtu.be/JPO_zdXvyZY?t=5434)*



*Video 1. Plasma light in liquid*

Creation of this motion in plasma has been one of the key understanding of the creation of life in the universe and motion. You can dictate the speed of rotation, you can replicate the structure of the fields of the planet or any other planet and you see how you work with it.

In the 248th Knowledge Seekers Workshop on 1st of November 2018 Mehran T. Keshe has had the pleasure to present the newest developments in Keshe Plasma Science and Technology, applications for space.

This is the creation of a plasma in the liquid within a Chinese of space reactor; part of it is very isolated, it is not seen, but it is an extremely sophisticated system. Two of the Chinese Research centers have sent their video

recordings which were played during the workshop.

### First Research Center

Video 1.

Shows the initial reactors creating a plasma in the liquid which many nations have been dreaming about this for a long time. On the belt, as part of the system, there is a massive number of cores on this belt. This is important because the people in research understand exactly what it means. Creating plasma and light in liquid at room temperature and room pressure at very low voltages has been the dream of the world scientists.

Video 4.

Is important to show the plasma light. It has been said for a long time when the plasma reaches a certain point it lights up and it can stay light up.

# CHINESE RESEARCH CENTER PLASMA LIGHTS by Keshe Foundation


*248<sup>th</sup> Knowledge Seekers Workshop*

*November 1<sup>st</sup>, 2018*

<https://youtu.be/AjYdkTOPVCg?t=9871>



*Video 6. Reactors talking to each other*



#### Video 5.

There are two lights in the background. A second reactor lighting up away from the camera can be seen flashing. On that system, there are about tens of reactors all lighting at the same time. The one we saw right in the front is the first system.

#### Video 6.

Those who are in the space program they understand and simplicity of producing such a random plasma and with it which comes to the energy release and lift.

“There is a noise in the background. The reactors speak to each other. The systems talk. This is not so much for showing the light. If you listen in the background you hear - like a heartbeat and this we have seen in other systems. In line of communication the systems talk, we hear them, how they make

different noises.”

#### Second Research Center

Video 1. Creation of light and creation of motion. We can control and create motion of the GANSes and the plasma. It is a little GANS at the bottom which you see rotating. You can control the speed of the rotation. The system is for confirmation. When they do the next test they know the plasma is refreshing. Observe the rotation of the plasma. We can control the speed of plasma to thousands of RPM. “We can control all the systems in any direction. It is a pure GANS. We can decide rotation. When we can decide the rotation without the motor, we can replicate the work of the universe. When you look at the Chinese video, when you see those lights, it is the same plasma condition, but achieving perpetual rotation, without any motors, we don’t need to have any more things to it.”

For the next video, a surprise was waiting for us in the plasma reactor. This is very interesting for some people. This is how our spaceships will look. We see the whole ball lighting up and its parameters. For the first time, we see the full light spaceship system setup with the promise that in the coming time we will be shown these systems flying. Now it was just to demonstrate the motion and the creation of plasma, full plasma. It is the breakthrough in the world of science, plasma technology and space development.

“You can see the system is literally empty. We are on the verge of a major breakthrough in space technology for different part of the Keshe Foundation and it is important that we understand the technology. In one video you can see something on the top flying up, but these are to be shown in the future. When there is more



knowledge, it can be shared. “Those who do not understand, for them it is just a light, but those who understand the space technology, it means Keshe Foundation has achieved lift and motion. We are on the verge of a major breakthrough without motors and the course of humanity changes. The creation of perpetual motion without motors directly through the transfer of energy to magnetic fields has been the dream of man.

“Creation of light, if you go back to my teachings some 15 years ago, 12-15 year ago, we always say when the fields interact we will see a silver light, and you see the light. This will come beyond the boundary we can. In the future the researchers will be taught how to bring it beyond the boundary and the system as you see it has got 3 legs. It will fly on its own. This has never been achieved and in so many ways now we are on the

understanding of the new technology. We can load this system with vitamins, with a change of mind, of thoughts we can put a person across it and walk with cancer in seconds it will be no cancer. We show more advanced technology, stuff that has been developed and as I said what would you like to help if you see in the first video when you can control the speed of the rotation of the liquid and you just put magnets in that position in floating. What would you like it to give, 1 kW or 1 MW? You have to be knowledgeable, to understand the application and implication of these technologies.”

The fields from these systems cover, where we can control it about 10-20 kilometers. The sphere is 5 cm in diameter. Looking at the shape of the plasma, the distribution of the plasma is so homogeneous and unique. You get one spark to each part of the ball.

And as the experiment has been replicated. Multiple reactors in the Chinese setup have shown it.

“It is the loading which gives this effect. The sphere has been loaded to create this condition. If you measure by the system, the magnetic field flow around these systems stretches kilometers.”

As it was explained during the teaching, this is actually igniting its plasma on its own by fields. There is no liquid in there. This is the empty space. Researchers can take the two parts of the two halves apart and the system will light up outside. This is what the future lighting system will be by interaction of fields. With the motorized system, where man relied on the wheels and motors for decades and centuries, is over. We can choose where to light up. If you see it, the lighting is light, so we can concentrate certain fields at certain positions.

This gives us a new opportunity in space travel, gives us a new opportunity in energy and feeding if we understand the implications. It will take years to understand the application of this light the way it is. “You can create it to become a feeding system. The knowledge is there. It can be done.”

This is an experimental system, that has been set up. “I only teach as much as the researchers can see and understand. This research team now has reached that level. There is no whatsoever liquid in there. It is total plasma and it has been set. You see clear lines. They draw the line where to be. And when the lines line up, everything lines up. If you make it all the same, the whole thing stays on full-time. “



# PLASMA 101

# WHAT IS PLASMA?

by Keshe Foundation

247<sup>th</sup> Knowledge Seekers Workshop - October 25<sup>th</sup>, 2018  
[https://youtu.be/JPO\\_zdXvyZY?t=2835](https://youtu.be/JPO_zdXvyZY?t=2835)

The science of knowledge and science of understanding the knowledge goes back to the basics of the teaching. How far we can go and what we can reach in understanding the fundamental principles of the technology.

In the past few weeks, we were talking about plasma and we are talking about the fields, we are talking about the rays. We are talking about how and what becomes ray, what is the field and what is a plasma in its own structure? Most of us when we are asked "what is the plasma?", we say, it is a bunch of fields; but maybe in the language of the science of man, we have to explain a little further.

What and where is the difference between the GANS and an atom? "The matter clothes the president, the GANS creates the president. The matter is what a man puts on himself to manifest the weakness within the structure of his physicality where what we call the GANS or the plasma is the creator of the man. One is fields and one is fields in a matter of tangibility of its stability."

What does this mean? Where do we and how do we explain the difference between the matter and a plasma? What creates a plasma and what becomes a matter? Plasma makes the president and the matter makes the clothes of the president. Many of

us have a problem in explaining what the plasma is. When a man of science asks, we say, it is a bunch of fields. But it is more than that. It is so energetic that plasma can manifest itself in the size and the shape that can be seen by the eye of the man where the atom meets collection.

When you can see an entity in the size of itself it means it has more energy, more fields to show. How can any of us explain or try to explain what is the difference between a matter and a plasma or a GANS? How do we describe it - what do we see?

The easiest way that it can be understood is as a jacket inside out. This is the atom (Figure 1). If you turn this atom, the jacket of it, to give the freedom of his fields now this is your plasma. Where the jacket now sits inside, and the inside has opened up outside. It is the easiest way, the simplest way you can explain. It is like having a sheep and the skin of the sheep and you turn it inside out. All those hairs outside they are like the rays; when you turn it in they become a solid and you just become the skin.




Figure 1. Atom (left) Plasma of an atom (right)



It is the same thing wherein the matter of state we see the skin when in the plasma state we see the fields. We literally turn the structure of the fields interaction in the dimension of the environment or in the dimension of the field strength of inner self of the atom. There is no easier way to explain. When you turn the skin out you have a big advantage you have all the hairs, all the wool has to be everywhere; when you turn it in you can squeeze it and you have the toughness, and you have the physicality. Where there is a hair of the wool of the sheep you get your fingers through it - it is soft it goes everywhere.

“So for those of you who had or have a problem in explaining what is the difference between the plasma and a matter: a plasma is when you get into the matter atom and you turned out of open and it releases its fields and this is the easy and beauty of

child can understand and this is the reality between the matter and the plasma is the atom inside out. We call it the plasma where it shows always fields, all what it is made of. But still, the skin sits inside to hold the plasma together where now the skin inside become the principle becomes the holder of everything together. Those of you who understand and can explain plasma in this way it can guide many people to understand, to understand in depth the bits about the GANS. What it is. Gas in Nano state we call it but in fact, it is a plasma opened up. And it shows its beauty, that is why it shines that is why is white and it shows itself. “

In many ways, the present science has chosen two points of reference. We call it the white shift or the redshift. If it comes to us or is it going away from us. Why is it white when it comes to us and why is it red when it goes away from us? How do we explain this in the world of plasma?

There is one thing which is very important to all of us and this is to understand what is the creator of what we call a field, a ray. Where is the line, how do we explain the ray? How do we explain field? Why sometimes the light is a particle and why sometimes light is a ray?

“In so many ways we need rays to make a field where we have many rays within the field which can become rays themselves. What makes a ray to move, what makes any entity to move? Can a ray become a plasma, or can a field become plasma? The possibility of a ray to become a plasma is as

explaining such a beautiful knowledge. We become more and more knowledgeable, so we should be able to explain the knowledge in a simpler way. With the matter state which is the skin, everything is inside all the wool hairs, all the strands of the hair, they are all in - but then it comes out. When you turn the skin inside out all the wool, every single hair is one ray radiates short long one goes the other way and one goes another way. So in this way we can understand and explain the true meaning of plasma in a simple way when a

much as a field which can become a plasma because a field as we know now or a ray as we know now needs a point of reference that is stronger than itself. When the field moves it means in giving to reach it has to be stronger that it can move to the weaker, but it does not have gravity, it does not have the reverse field will it. The ray is a singularity of the direction of the motion. In the process of reaching and receiving they become fields. Where the fields have possessed the tool as in so many shapes as a plasma.



When the two magnetic fields of the planets like Earth and magnetic field of the let us say the Sun – both gravitational and magnetical – interact with each other what do we get? We get a mishmash of both rays and fields, where the balance between the four field forces creates a particle behavior, where the residual which one of these left on its own becomes a ray. “

All the magnetic fields are not exactly the same strength and, at some point, and the other they become separated, they have no matching opposite with - then they become a ray. The magnetic field does not have the gravitational field at that point due to interruption of the strength of itself to manifest themselves to become a ray.

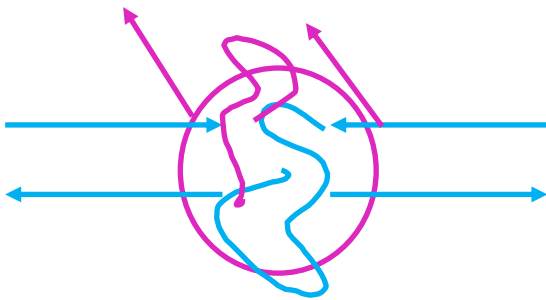


Figure 2. Blue arrows: magnetic and gravitational fields interact. In the center there is a mix of fields and rays. Pink arrows: rays.

In a teaching of the last three weeks, I refer to this knowledge because it is important to be understood and it seems that many of you have not understood.

When you have a field, you have to have both the gravitational-magnetic. But there is another point to the whole of this discussion. As you are a magnetical or if you are gravitational as I explained before you have a different position.

The field comes out and it spreads. It's the same field, that is the mother field with the higher strength. And it opens up. But for the gravitational field, it is a different story, it has to get through to be able to join, it has got a hard task. It needs a higher strength, where the magnetical field opens into space where gravitational has to get in between the space.

The order of magnitude is four times logarithmic. And then it builds up the higher strength you go in the curvature of the plasma the order increases to

the forty and to the 400s and if you think of it that way. (Figure 4)

The magnetical direction is the free flow. The gravitational is the compression. So as the fields flow out as a magnetical they are free, they become, they push. When you become gravitational you get pushed on, you have to enforce where the other one is the freedom. In the gravitational fields as we flow in we need more energy to go through, wherein the magnetic you have the freedom to go where you like there is less resistance in point A than in point B (Figure 3). The choice of the word is very hard but the explanation of the understanding of the totality of the knowledge is very easy.

At every point of increase, there is a new dimension of understanding, a new knowledge. Because the characteristics of the element changes according to the strength of the gravitational-magnetic field, at every point gravity and the magnetic fields have to match and then one increases inwards while the other one decreases that way.

In the coming time, we will understand the gravity of this knowledge, how important it is. In the common language if we understand it we call it a sound barrier in the matter state. At a given point of the gravitational magnetic field, there is a continuation and the strength need to go through what we call

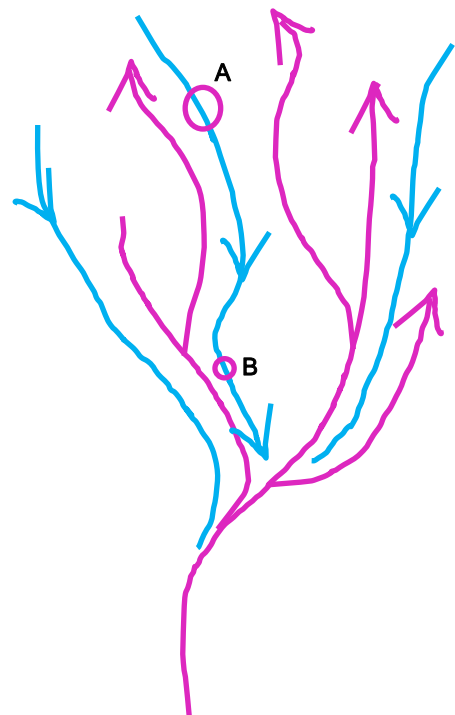


Figure 3. Gravitational field (blue) Magnetic Fields (pink)



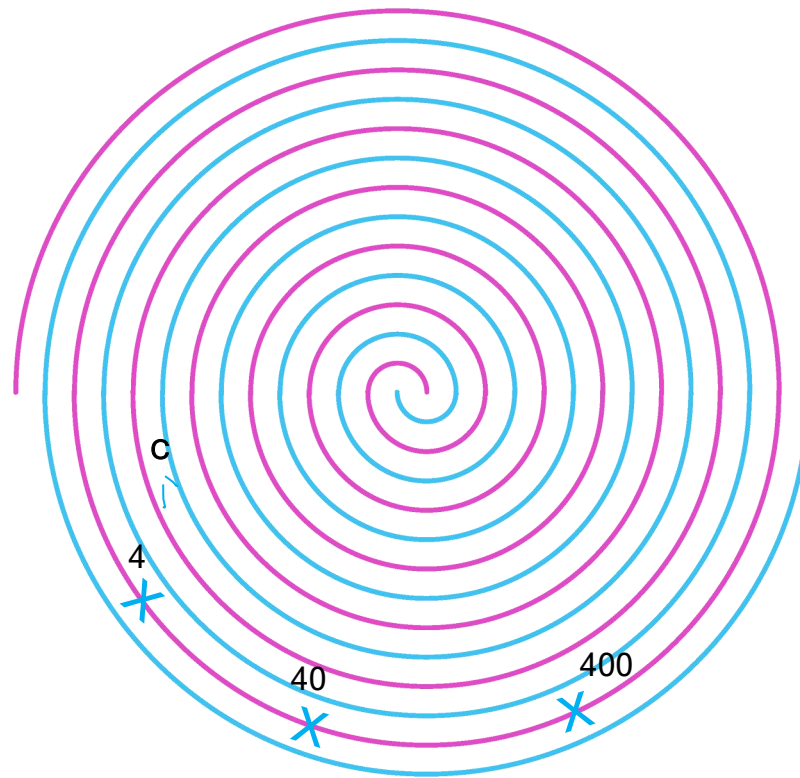


Figure 4. Gravitational field (blue) Magnetic Fields (pink). 4, 40, 400—orders of magnitude between gravitational and magnetic. C. New Matter state.

different barriers of the matter of strength of the plasma.

You cannot see the one behind if you have not reached the point of conversion. For you it does not exist. This is very much the way it applies to the soul of the man. When the totality of the soul of the man become the peaceful man past the threshold of receiving more in higher strength than giving to the lower.

Because what is important at this junction you are receiving equal from four sides, again the same the planets and Earth and the Sun interacted. It is a point of balance and when this point of balance reached gravitational-magnetic field, reaches a point that moves inwards because it gains more as it is coming in plus itself which has been attained. And man enters the next elevation of the understanding. You understand different, you comprehend totally new dimension.

At this moment we are trying to push a man to reach the first what we call it the plasma point of interaction that elevates the soul of man that the man sees more that the elevation of the soul

elevates the physicality of man and then would there be a need for man to attain physicality?

The totality of the knowledge of the plasma technology and the banner of the Keshe Foundation is the knowledge of the creator and not the knowledge of man. Once a man understands and comprehends the depth of the knowledge of the creation man will become wise to have his eyes open to elevating his own soul to see through the eye of the soul of the man which is comprehension of the totality and not singularity of the existing of one's physicality.

Then it becomes when you understand more why and how you create fields and how you become to divide the fields and interact the fields and at any point reach the point of material state in that strength. Look at book number 3, you will see it, the field of the two comes and interact, they create a new matter state (Figure 4, C) at this strength.

*"It's easy to teach but it's very hard to understand."*

# PROTEIN PERCENTAGE IN AGRICULTURE INCREASE



## by Keshe Foundation

Data is coming in through research and data is getting confirmed through research on how much the new Keshe Plasma Science and Technology can change in the world.

The Chinese tests happened due to the concern from the governing bodies of China that such a rapid growth in one cycle or part of the cycle of the growth of the harvest, should and must affect the genes and genetic structure. Tests done by the independent laboratories in China have shown there is no genetic change. This has brought a new dimension in respect to the change of the environment of the plant.

Independent laboratories show the change in the protein levels, the change in starch levels, the change in everything except genes. This was seen in rice, in wheat, in corn, and in one other material which guarantees the supply of oil for human consumption without genetical change. This is a part of the program in which the Keshe

Foundation involved itself, in the national food security. "The data is convincing and is correct, being done independently by agricultural teams and not by the Keshe Foundation. We have only supplied knowledge, technology, application harvesting and looking after was done by them. The independent groups have full control over and the results are staggering."

In natural conditions, results were observed of 1.2 times more. This means if in one plot regularly it was grown 100 kilograms, in the same land using the new technology it was grown 2.2x 100 kilograms at the same time being no need for the use pesticides.

A similar increase was observed from 1 kilogram to 3.2 kilograms. "These figures cannot be ignored. 5-10% error maybe, but when we run into multiple production levels the governments and leaders of these nations will stand up and listen. To back it up the whole structure, all the seeds without production of the GANS and with the production of the GANS has been given

to independent research centers to test and verify."

The initial results show us massive changes. This will change position for nations like China into independent harvest production and independence from the import of goods, food, and grain. We will ask for the support of Chinese leadership to expand the technology in Africa and India. We need to do this to bring stability and peace.

Instead of taking the path of space when nations could not feed their people, we can feed the nation and we fly the same system. The advantage with this technology is twofold. To cover a massive space of a nation is not easy, we cannot water line by line, field by field. Most of the farmers rely on the mercy of God. If the rain comes they have good





harvest, if the rain does not come they do not have a productive year. This was seen with the most beautiful rice fields in Thailand. The Thai rice in past 12 months has dropped drastically because of the draughts. With this new technology, the farmers do not need to stay at the mercy of the land. If you are familiar with the

whole distance across the fields. Now we have entered a new dimension.

"In a spaceship (Figure 1), you have many people from many races from a different part of the universe. You provide one field from the new dimensions, new plasma technology and each one

square meters you can hand water it, two or three hectares become a bit more difficult when you go to larger sizes is more or less impossible. Previous Keshe Foundation methods do not apply because you would have to get a bucket of water and water everything. Every field has to be watered. Now we arrived at the



jasmine rice and the Thai rice, the prices have doubled in the past year because the rainfall has been short.

The new technology of the Keshe Foundation applied in Thailand in the coming time will change the course. We will bring rain not as a rain, but as the moisture and protein that the plants can absorb. This has been tested, we can show you the growth of the harvests in Inner Mongolia section of China, where we are growing in the snow. It allows nations to produce food in winter, achieving double harvesting. It allows the change of climate in the controlled environment without touching the totality of the global environment. It is localized and it can be controlled. The new powerful plasma reactors will cover in a much easier way the

takes from what it needs. We do not serve food for different people, from a different culture, but according to what they need -

real application of technology - space development, the space energy department.



*Figure 1. People in a spaceship are accessing the shared plasma source (on the top) for any of their needs*

they taste, they satisfy their souls with what they need from the collective plasma food structure and this brings peace to them."

Up to now, knowledge seekers took the GANSEs and put them into containers, placed them or water them into the land and grew what they decided to grow. When one gets involved at the national level, in supporting a nation with agriculture a farmer does not go and water the land every day.

We are a space technology-based and Earth has space. We have to go two ways. In the terrains kilometers away from each other, you have farming lands. Maybe two-three hundred





What does this mean? “We use the space over the land to cultivate. If it is a rainy day, a rainy year the farmer gets a harvest.

But what does this harvest mean?

The rain brings the water which majority of it used to evaporate and go back on the same position, but in that process, some of the nitrogen and what comes in gets converted back as much as possible to a protein or what that plant is doing.

With the new space technology, we call it space, which means we change the space, the land and the power of it. This way we do not need to irrigate. This way you do not need to create the condition that you have to water. You take the job of what is the process of creation. We know plants all need protein so one of your main condition is to create an abundance of Mr. COHN. In that process what you actually do, you create a new environment. “

“Different ways to do it as you see in some of the tests you have done. You hang bottles; how many bottles can you hang in hectares of land? Or you create the new systems of satellites in

which you just deliver the GANS and you allow to change up the conversion. These systems to our estimates can cover 10-kilometer distances.


Very much like the masts, you dot the land across in a way that allows you to bring in, you cover everything which is vegetation but this time you make the availability of the amino acid.

This is what the plant needs. It absorbs it and in the process absorption, in the interaction with the Oxygen and Hydrogen, it

creates its own water its own moisture. Nitrogen and Carbon add to the strength of the growth and partially in that process, the amino acid is absorbed. That is why you do not need much water. “

The next step in agriculture is very much change of the environment over the land at the time of harvest. The beauty with the new technology of the harvesting over the land is that you can change nothing to go from one seed to another. If you harvest wheat, next time you harvest cabbage, they all need the amino acid, nothing else. It is the same.

“But in that process part of what is as part of them will come into play because the mineral in the underground decides what can grow, what grows best. That is not a problem anymore because you decide in this environment with what is in the land, you just add to what you need, and you find out it goes perfectly. So you make it attached to your amino acid what the land in that area produces.”

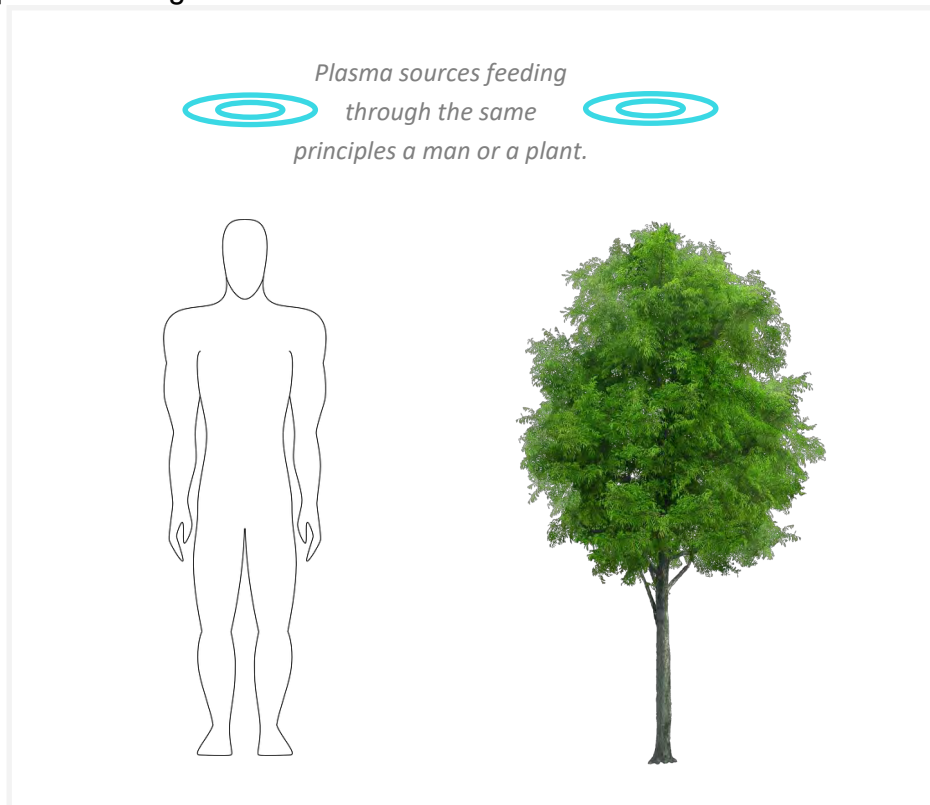




There is no difference between the man and a plant. What we did, in China we changed the environment. The average protein in the Chinese rice is somewhere between 11 to 13 percent gram per hundred grams.

By creating a new environment in China for the first time in agricultural land and with the seed being tested we have created 20 grams, the maximum amount of protein which the plant could absorb.

Only in laboratory conditions, it was created 20% the maximum. Just watered for 27 days and the result was 20 grams protein per 100 grams of seeds.



The highest ever achieved worldwide is 20 grams per hundred; because the seed does not have any more place to accept protein. Each section has its own space.


No nitrogen, nothing has been given to the plant additionally. China has never produced 20%.

What does this mean?

It means the energy of the environment has transferred back into the plant, it has taken as much as it needs to take to his maximum to guarantee the survival. Now on the plants, we watered, but in the case of man, we use the new space reactors with it.

The soul of the man is no different than the grain of wheat. You receive energy and you elevate; and that elevation gives you insight, new insight into understanding and seeing the strength to be fulfilled.

The wars will finish. A satisfied emotionally man through the strength of his soul does not see war as a solution because it does not need to fight. He has his reach the point of maturity.



250<sup>th</sup> Knowledge Seekers Workshop  
November 15<sup>th</sup>, 2018  
<https://youtu.be/CJTL3GsW89w?t=1902>

249<sup>th</sup> Knowledge Seekers Workshop  
November 8<sup>th</sup>, 2018  
<https://youtu.be/Olk2jgqOVHY?t=1575>  
<https://youtu.be/Olk2jgqOVHY?t=6554>



On 15<sup>th</sup> of November during the 250<sup>th</sup> Knowledge Seekers Workshop, Mehran T. Keshe has shared in public part of the knowledge taught in the private teachings.

The body of the man is a cycle of the evolution of the man. If you look at our brain it is in two halves and our body is in two halves and in the process of the knowledge the right side of the brain works with the left side of the body, while the left side of the brain works with the right side of the body. If we stand still for a second and we think about the next dimension. We have the soul of the man (Figure 1, A) and we have the heart of the man (Figure 1, B)

Looking a step forward, in the world of present science, in the present understanding of the world of creation of the man there is part of the knowledge missing

and as it was never understood, it has never been extended. The teachings are offered freely for anyone to understand and now we add to the knowledge in the hope that current medical professionals will receive an amazing insight into the operation of the body of the man. Those who work with psychosomatic knowledge, this is an essential part of their work.

The sleep patterns. Why do we sleep one 4 hours cycle? What happens to the other second 4 hours cycle? Why do we need two cycles of 4 hours to sleep and why some of us can sleep one cycle only? The answer is simple.

Those of us who are knowledgeable in the science of the body of the man know one thing. The lung of the man and the nose of the man work one at a time in the space-time.

When the left nostril works, the other one rests. when one lung works the other lung rests.

“Each cycle of the living in the life of the man is literally collectively dictated by this. One four hours the left side sleeps, one four hours the right one sleeps; which means the man will always be alert. This is why you can wake up in the time of danger.

Why you actually go through the whole process of waking up after four hours and going to sleep is a handover from the left side to the right side of the brain.”

Now we understand why we have four hours of rest and we have two of them. One four hours is for the left side of the hemisphere which controls the right side of the body and the other side is for the right side that hemisphere of the brain which controls the left.



But in that process, the soul of the man is all the time alive and working. This has been a mystery of science, now we understand. When you sleep one cycle of 4 hours you need instead of seconds gap, a 24 hours gap. So this time, in this cycle part 1 sleeps (Figure 1, C) tomorrow the part 2 sleeps (Figure 1, D). It brings a lot of clarity of vision.

People at the point of power, many powerful men, many people in governmental levels, world leaders go through this cycle because the soul does not trust the people who work for the leader. Many people sleep for 4 hours. We work this way.

inhaler we only cover one side of the nose. What happens with the other side of the nose then?

“Now you understand the extent of missing knowledge in the science or the physicality of the man and this sleeping pattern is the cornerstone of the whole operation of the man. The duration and time and time-space gap has to be understood then you understand the operation of the soul of the man.”

When you wake up in the middle of the night then you go back to asleep again always around about the same time but you just switch over without actually physically waking up, you are handing

over the operation from this right side of the brain to the left or side of the brain but the soul operation has not changed.

The Sun does not change its strength of his light if you are on the back of the Earth or facing the Sun.

250<sup>th</sup> Knowledge Seekers Workshop  
November 15<sup>th</sup>, 2018

<https://youtu.be/CJTL3GsW89w?t=3781>

# 4 HOURS SLEEP PATTERN

It is important that medical professionals understand how to use the presence of the soul of the man at all times to change the illnesses. Why they are successful sometimes and why they are not successful sometimes.

Those who go through the medical application for health processing have to understand this because if it is tuned to the same hours all the time only some developments are observed. Times have to change in different durations that can cover both sides. Part of the reasons that some of the doctors processing does not succeed is that the cycle of 4 hours has not been understood, it is not considered important.

It is the most vital because in the same process for example if every day at six o'clock we take an

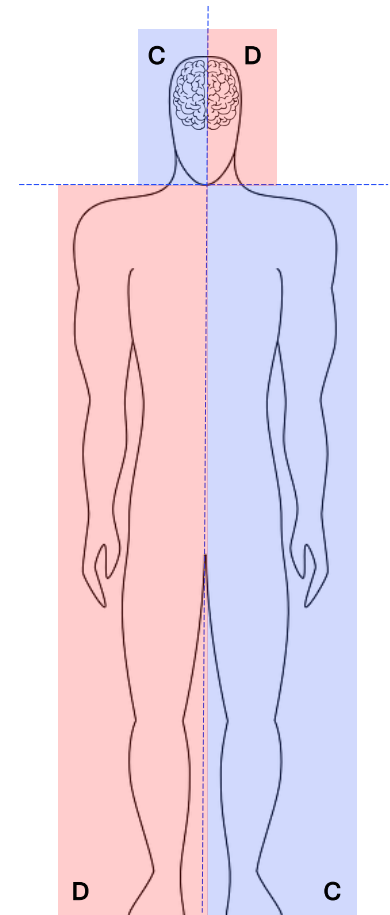
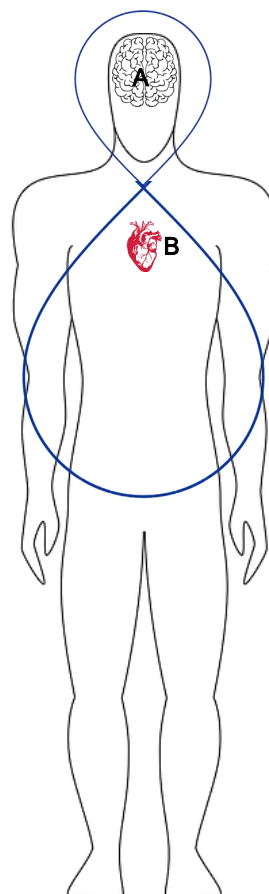


Figure 1. A. Soul of the Man; B. Heart; C. Blue area show right brain hemisphere operating the left side of the body; D. Red are shows left brain hemisphere operating the right side of the body

# ANOTHER SCHOOL YEAR IS COMING TO ITS END

Dear Students of KF SSI Education, another year is about to pass soon. The third trimester of 2018 is near its end, more precisely on the 14th of December. Holidays are approaching. Next trimester starts on 14th of January 2019 and ends on 12th of April 2019.

We did it again! Riding the waves of life while focussing our intentions, thoughts, actions on better future in peace by improving our consciousness about the world. Our primary goal is and always will be spreading the word of the Keshe Plasma Technology to achieve world peace.

For the benefit of those reading this magazine and not being familiar with our study program, here is the hint, what joining the Keshe Foundation Spaceship Institute education program means.

Becoming our student will enable you to learn more about the true world of creation by the Keshe Plasma Science and Technology and its applications in many fields known to man: Health, Agriculture, Energy, Food, Space Technology, Nano Technology and more. The most important after all is to learn about the soul and elevate your soul through giving.





Something that we did not take seriously in the past and now by learning the basics of creation everything becomes so natural to us all. Would the soul be elevated without respecting the ethos? Come and find out for yourself. You will hear and learn about the ethos of the Keshe Foundation at every step of your study.

Would the world be the better place if everyone would respect right ethos since birth?

It is not only one team of few. Many of you are involved and we would like to:

- & **THANK YOU** for volunteering in hosting our teachings.
- & **THANK YOU** for preparing teachings and presentations in all language channels.
- & **THANK YOU** for transcribing video materials and translating them into languages.
- & **THANK YOU** for adding new articles and improving existing ones in <https://KfWiki.org>
- & **THANK YOU** for raising awareness of new approaches in health, agriculture and other fields.
- & **THANK YOU** for focussing on global peace, beginning with peace in our hearts.
- & **THANK YOU** for being part of the changes in the world.
- & **THANK YOU** for engaging in your own soul search and connecting to other souls around you.
- & **THANK YOU** for sharing unconditionally with each other and overcoming language barriers.
- & **THANK YOU** for supporting each other's studies, experiments and testimonials.
- & **THANK YOU** to all students of the KF SSI Education.


We are the Keshe Foundation. Let's all add to the plasma fields allowing the manifestation of amazing changes. Enjoy last days of teachings and then have a wonderful semester break and a smooth transition into 2019.

We are looking forward to seeing you again in the new trimester.

*P.S.,: We do not believe in homework, but we believe in giving back. Our team is looking forward for indexes to be covered to help compartmentalizing the teachings for all of us. For more details visit: <https://keshefoundation.org/education/news/kf-ssi-education/processing-teaching-materials>*

Much love to everyone.

KF SSI Education Team








## GANS Water Dispenser

CE Certified

Enjoy the energy of nature with the new GANS Water Dispenser. Easy to use, it will always be there for you to provide the needed glass of water which will revitalize your body and mind.

Anyone in your family can use it! The GANS in the sealed bottle can be placed outside the GANS Water Dispenser and that is sufficient to release its fields towards the water. By drinking the energized water, even if it has no direct contact to the GANS, the fields are transferred to revitalize you. The GANS bottle contains in the basic package a mixture of CO<sub>2</sub> and ZnO-GANS together with its Amino Acids.



The GANS Water Dispenser is easy to use. Simply fill it up with fresh water of your preference. The closed tap position (1) will ensure there is no drip until you are ready. Place the glass under pipe of the dispenser and then lift up the safety valve (2) to allow the water to flow into the glass until the desired level. Enjoy your plasmatic water!



Direttiva CEE 93/42  
Dispositivo Medico  
Medical Device  
Directive EEC 93/42





The GANS water dispenser has a capacity of 5 liters. The dispenser opening has a large diameter which allows you to clean it easily. The lid can be closed hermetically ensuring your water stay always fresh. The best field transfer is obtained after the GANS Reserve bottles have been near for at least 12 hours. Use it at home with your family or in the office with your colleagues.

If you wish to enjoy the variety of nature's fields, our KF Manufacturing Team has made available for you to choose from a the collections of GANS Reserve bottles.



CO<sub>2</sub> + Amino  
ZnO + Amino  
CH<sub>3</sub> + Amino  
CuO + Amino

K  
Ca  
Mg

Apple  
Beans  
Beet  
Blueberry  
Boletus  
Calendula  
Carrot  
Celery

Dandelion (Roots+Leaves)

Elder  
Garlic  
Hawthorn  
Lavender  
Lime-tree Blossom  
Milfoil  
Moringa  
Nettle  
Parsley  
Peach  
Pears  
Quince  
Rose  
Rose of Sharon  
Sage



Try your favorite combination and share with us your plasmatic experience!

**Available on:**

[store.keshfoundation.org/store](http://store.keshfoundation.org/store)



# KESHE PLASMA TECHNOLOGY USE IN BENGALI COMMUNITY

Keshe Plasma Science and Technology by its very nature covers a vast space. To make it available to Bengali speaking community – for that matter, any community – is there a choice but to take advantage of the oneness of all communities?

The right tasks have their local shades and what happens in one community benefits multiple communities of beings here and those who are from elsewhere.

May of 2016 turned out to be the time to engage with Keshe Plasma Technology in Bengali community. It was right after the formation of the Universal Council in Dubai. The preparation of the settings and the actors, however, had been taking shape for a while. The description of activities that follows has been initiated by two individuals.

Initial attempt to introduce Keshe Plasma Science and Technology was through improving the health of family and friends where results came faster than the willingness to accept the ideas.

We started distributing pain-pads and pain-pens to people in the neighborhood.

A few months into this initiative it became obvious that most of them were not used; as is the present habit of a man, a free item is of no value. Associating a reasonable monetary value to the items from then on allowed the distribution effort to start to become a reality.

Towards the middle of 2017, a large outbreak of Chikungunya happened, and the technology was very effective in processing this viral condition. A few thousand people benefited from this and other conditions and words reached regional towns more than 50km away. Along the way the success with many viral diseases became obvious, and one notable example is the processing of Dengue fever.

Our conservative estimate of the awareness of Keshe Plasma Science & Technology has reached more than 100,000 people; most of them are unreachable by the internet. It is some distance away from 250 million.



Fields circulating across multiple spherical reactors have been used to help a mango tree grow the fruits properly instead of letting them fall prematurely and extend growing seasons for tomatoes. In addition, other plants benefiting from the plasma field in a garden, the circulation of birds and insects have also increased noticeably.

Doesn't it make us wonder how non-human members (speaking in their own way) of the community feel about Keshe Plasma Technology?

These examples are now an integral part of the local teaching of Keshe Plasma Technology.

As people started noticing the benefits of the technology, a few were starting to get interested in the technology resulting in teaching sessions with these people.

Quick monetary rewards is a customary attraction among many in the present condition, although signs of superior motivation were beginning to appear. The logistic of the situation eventually led to public teaching in the Bengali language (using ZOOM software) which is still continuing.

One of the interesting ramifications of this teaching situation is that a group of the younger generation has set up a listening area in a semi-public club setting where new people from the nearby cafe and in any passerby are welcome to attend. There is a buzz around that area, and a major train station in the neighborhood make it a dynamic environment.

A smaller group of these young people come to a designated place for the hands-on experience of doing Nano-coating, making GANS, etc. We have indicated to them that in their eagerness to learn and be creative is the real tuition, not the money that most people commonly consider.

They are not only enjoying this new learning, but also the fun and challenge of talking about Keshe Plasma Technology with others. They are now posting their stories and experience on Facebook.


This learning is their service to bring peace and

abundance for the coming time. It is necessary to develop an understanding of manufacturing infrastructure in the Bengali speaking region for our experience that was more related to the western industrialized part of the planet.

## ন্যানো থেকে গ্যানস

• আমরা যদি অন্য অবস্থায় মধ্যে ন্যানো তামা এবং সাধারণ তামা রেখে দেই যেমন লবণ পানির পরিবেশ। তাহলে তামার গ্যানস বানানোর মত পরিবেশ তৈরি হয়।

► এরা মুক্ত হল এবং তামার সাথে আর যুক্ত নয়।



We manufactured spherical glass reactor enclosures which are being used for water purification and field plasma reactor experiments with useful results, soon to be followed by other applications. An understanding of local certification requirements and its relationship with that of other countries as part of the process.

The regional level understanding of regional situation along with the people becoming aware of the technology sets the stage for Keshe manufacturing: the pilot projects thousand reach millions.

Together we proceed towards a lasting peace and abundance in the Bengali community – one community but a reflection reverberating in all communities across Earth.

by Mosfeq Rashid  
(Bengali Universal Council Member)

# THE CREATION OF BLACK HOLES

© M.T. Keshe/The Keshe Foundation.  
All rights reserved.

Author: Nuc. Ir. Mehran Tavakoli Keshe  
Date of Internet release: 3.12.2006

Extract from Book 3: The Origin of the Universe  
Revised: 2012

Image credit: NASA/JPL-Caltech/ Pixabay

## Note

*The original version of this paper, which explains how black holes are created and how they leak matters and rays into the environment of the universe, was submitted to the Royal Astronomical Society of United Kingdom in London in April of 2004 for peer review and publication. The author after three months received on the 8.7.2004 a letter (Fig. 30) from the Society dated 7.7.2004 saying that this paper will not be published and will be kept in the library of the Society.*

*Interestingly enough on the same day 8.7.2004 (check the press) Mr. Steven Hawking, the imminent black hole scientist and expert in this field of science announced that after thirty years he has changed his mind and he says that indeed the black holes do leak out rays and he announced this in a conference in Dublin later that month (see the press), so now he has lost a bit of shirt.*

*We have wondered for years how coincidental was the topic, the date of the letter from the institute, the date of announcement, and the change of mind of a scientist!*

*This is the reason why the Keshe Foundation does not believe in the scandals and process of peer review and publishes its own scientific papers on its website and its own books for the reader to peer review the newly gain knowledge. With this process the knowledge is passed on first hand to the public and in some cases in a matter of hours of the discovery, not waiting for month and years until there is a gap in some journal where the paper can be published. The Keshe Foundation firmly believes that 'if a man has reached the age of maturity and intelligence so that he can read, then he can independently investigate and judge the correctness of the knowledge he receives according to his own level of intelligence for himself', unless he is an innocent, then he needs to accept the enforced control system of peer reviewing to tell him what to think. This peer reviewing can suit the self-interest of the peer reviewer, or the organization which supports him financially or the nation which has promoted the peer reviewer for their own clandestine purposes, and we have seen the same process of control through peer review systems on different occasions in different countries around the world in recent times. A copy of the letter from the Royal Astronomical Society is enclosed at the end of this chapter for reference. (Fig. 29).*

## Abstract

Black holes function as the agents of recycling in the universe, and the cosmic matters that they attract are eventually redistributed to other celestial bodies. They appear dark because they form from collision of plasmas of passive magnetic fields that do not interact strongly enough to create visible light. Because of its rapid rotation the matters absorbed by the black hole attain the field strength of principal matter and form a principal star. Eventually its

intense gravitational force weakens and its contents begin to escape in the form of cosmic rays and other particles. Though it may last for thousands of years this phase is essentially temporary and the originating magnetic fields slowly move on and separate. A similar process takes place in the surface plasmas of the Sun creating the temporary dark spots that are often seen, especially in the phases when the Sun's polarity is reversed.

## Hypothesis

Black holes are created out of a natural sequence of events in the universe and the existence of black holes in the galaxies and in the universe is a normal event, as is the appearance of the dark spots on the surface of the Sun. Black holes are

simply a creation or an outcome of natural interaction between two or more masfs, passive magnetic fields and matters in motion within any dynamic plasmatic magnetic field entity in the universe (Fig. 27).

## Discussion

In this paper for the first time, it will be explained how a black hole is physically created and also:

- 1.The conditions in which this physical object is created in the universe naturally.
- 2.How this body of the mass appears as a dark spot in the galaxy.
- 3.What purpose it serves in the universe.
- 4.Parallel example of the black hole condition in our solar system.
- 5.The use of this phenomenon to enable man to travel in space.

If one could fully understand the concepts of the creation of galaxies, stars and planets and plasmas, then one could be able to understand the creation and existence of the black hole in the universe in its different scales, since the creation of these entities in the universe follows the same principle for all of them.

In understanding the fundamental principle that galaxies like solar systems and planets are given their inner mass and energy at the point of their birth in the universe, so they cannot create additional masses and new source of energy on their own, it is understandable that galaxies can only recycle what they have been given at the start of their lives, to create different new objects like stars or planets within themselves. In universal terms they have a finite mass and energy available to them and nothing more. But at the same time as a part of the bigger picture galaxies have to obey the universal laws of physics. Consequently, all galaxies follow the same rules and so do their physical contents like solar systems and atoms within them.

Black holes are created primarily and only under one condition in the universe and as the consequences of other events in a galaxy. They are not created as a deliberate act and as a pre-determined plan in and by a galaxy. But in their way, they make an enormous contribution in keeping the matters in their surrounding environment in check

during their relatively short life. At the same time they redistribute fresh materials throughout the galaxy during their cycle of existence. This is done through and as the consequent of them being the source for the creation of cosmic rays in their galaxies, as this is very much like production systems of natural fertilizers of galaxies, where the old matters give their energy in an indirect way to the other existing planets to keep them healthy and for them to receive sustenance from their galaxy.

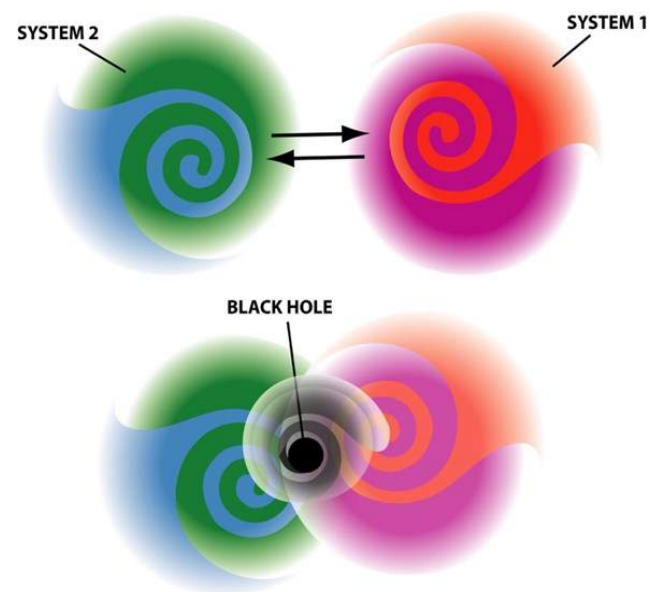


Fig. 27: Interaction of two plasmatic energy fields creating the effect of a black hole.

Black holes in the universe are nothing but the collection centre and recycle waste bin of cosmic debris of different sizes, from giant meteoroids to specs of cosmic dust.

As the black hole grows bigger and its gravitational forces take over, then a black hole becomes a predator for parts of its galaxy. They become vast eating machines of the debris and stars and planets and this is exactly what is to be expected of them. The black hole is originally created totally by chance. There are no patterns in their creation. They are simply a creation or an outcome of natural interaction between two or more passive magnetic fields or matters in motion within the galaxy or the universe.



## Creation of the Black Hole

To explain the concept of creation of black holes, phenomenon that are normal and familiar are used and will be relied upon in this paper. Then a parallel for the creation of the black hole type of incidents will be drawn with the same process in solar systems, galaxies and the universe.

Black Holes are created according to the rules of physics in galaxies to collect and then replenish the galaxies with fresh recycled materials, and this recycling is the vital factor in sustaining and making sure that as the galaxy moves there are new materials available to start new systems within it, and at the same time they nourish the other planets within the galaxy with a fresh supply of materials. For example the Earth receives several thousands of tons of cosmic dust per year from the solar system through its atmosphere by a similar method from the black hole within its galaxy and from the universe.

The connection between the black hole and the presentation of new material in the universe and on Earth can be compared to the effect of the collision of Earth's tectonic plates, when two sources of solid materials interact with each other. In the long run, just as stars and planets become the source of the supply of new materials in the galaxy, similarly Earth's submerged tectonic plates create lava which becomes the new continents or mountains on the Earth.

Let's explain this in the following manner. The continental plates and stars systems are forever on the move, moving slowly but surely. On Earth, when two or more continental plates move in a random manner over centuries and millions of years, at some point they come on each other's path as do the stars and their systems, like the solar system and others in our galaxy.

When on Earth two or more continental plates come together several things can happen. This happens in galaxies too but in a different form too, wherein galaxies the continental plates are replaced by the cosmic spherical or flat oval magnetic fields of the stars or systems.

The next steps in the procedure are very familiar on Earth. As the continental plates push against each other, if they are of similar strength, they rise

together to create the mountains over millions of years as these plates are still pushing and moving while they are exerting their strength on each other, so, large mountain ranges on the surface of planets are created.

Other things can happen too and that is if one of the continental plates has weaker energy, the weaker plate will slide under the other. The continental plate that submerges becomes in the long run the material in the lower levels inside the planet, which later become the base material for the magma of the planet, and over millions of years this matter appears again on the surface of the Earth through volcanic eruption. Then some times in the future these too become the source of materials for new continents or an island and so on through volcanic eruptions.

The material drawn into centre of the planet does not disappear but for the time being is hidden from view. A parallel to this scenario happens in the galaxies, when two or more systems in the galaxy reach each other and an area in space is created



*Fig. 28: Plasma of passive magnetic fields pushing each other where the two passive magnetic fields and/or entities have to interact with each other. Then their passive magnetic fields push against each other like continental plates (Fig. 28).*

As they are on a collision path with each other and as at the same time the surrounding system's forces are pushing on their position, they do not allow any other course of motion but a collision path for the two systems on the move. Then a point is reached where there are solid materials in motion from both systems and they have no choice but to collide and interact with each other. Being thrown at each other by their systems in this process, pieces of interplanetary garbage, parts of moons or meteoroids and other bits of the two systems in this region are in the same pot too and all are mixed up and get entangled with each other.

In this area and at the same time as the two systems' physical materials are pushed and thrown

at each other, their mafts and passive magnetic fields are exerting their powers and authority too, like the hidden forces in the planet pushing the continental plates into each other. Then a point is reached where these two magnetic force fields of the two sets of entities come close enough to cancel each other out and create a condition of magnetic field equilibrium, where one field force cannot dominate the other passive magnetic field force, and inevitably an area of no or very weak passive magnetic fields force in this region of the universe is established. During all this process materials from both systems are still being piled up in this part of space as the two systems' materials are brought together due to the pure forces of the passive magnetic field forces of the systems and their surrounding systems in the galaxy.

Even stars themselves in the latter stages of the development of the black hole could become the victims of the black hole, which their system themselves partially created. At this point the new mass of the black hole may even be larger than any of the individual systems that created the black hole in the first instance.

One cannot forget that these masses are still in motion and rotating at very high speeds.

This new mass piled all together in the centre of this creates a very large gravitational force within its region due to the sheer weight of the mass that is collected. Primarily this could become the inertial pull rather than the gravitational pull of matter in these black holes too.

By the laws of physics, one knows that the only reason that stars shine or cosmic rays glow is the phenomenon of the motion of charged particles passing through a magnetic field. This region where the magnetic fields are very weak lacks the main component that could make it shine or be bright. The lack of the passive magnetic field in this region is due to the equilibrium and/or cancelling out of the two interacting magnetic field forces of the two systems.

For a time in the motion of the two magnetic fields of the systems passing each other, in some parts there will be no or very little magnetic field force available, as even though there are charged particles in the area, there are no magnetic fields

strong enough for them to interact with to create visible light. Consequently, in these areas of the galaxy there are no glows and no shine.

The reason why this is called a black hole is the fact that in these parts of the galaxy in which two or matters and their magnetic fields meet and interact and can balance each other out, there will be very little visible light emission due to the lack of interaction between charge particles and non-existence of magnetic fields or existence of weak magnetic fields, which cannot produce bright light enough to be visible from the Earth.

This is the reason why if one looks at these areas of the galaxy these areas seem to be darker compared to their surrounding areas, as not only is the light not emitted from the mass of the black hole, but at the same time these matters due to their physical dimensions and their magnetic fields forces strength will not allow and will block lights coming from other sources behind them in the galaxy.

This is why these regions of space seem to be black, but from an outsider point of view looking over the area it looks as if everything and all materials are thrown in to this dark spot from one side and nothing is coming out of the other side, consequently the term of the black hole was invented.

This area appears to be a dark part of the universe, but in reality some rays of light should be observed being produced in this zone, as some charged particles still interact with some weak pmfs of the systems or what is left of them before they enter and interact, and in this part of the galaxy there is visible light but matters are disappearing too.

So in this region of the galaxy astronomers observe a large gravitational force due to the large amount of mass thrown into this area by the two systems as they pass each other. But they have no explanation as what is happening to all this mass. Now one understands the reason for this false assumption and appearance. This is the region where the gravitational forces are in reality a mixture of the gravity and inertia pull of the two systems.

One has to remember that as these two or more systems are passing each other, several scenarios

can happen, every one of which will have and has a drastic and profound effect in that region of the galaxy. At the same time these events can generate a vast amount of new recycled material for other entities within the galaxy.

At the same time one has to take into account the time factor and that one is dealing with a three dimensional picture, as in some cases the black hole exists for millions of years during the process of the two systems crossing each other's path at a slow speeds. The truth is that the black holes are a temporary condition, so to speak, in the bigger picture of cycle of the life of a galaxy, but they surly look like being there forever.


Some of the residue of these interactions will become cosmic rays (10) or the outcome could be the birth of a new system with a new mass from the mixture of the masses of the two old systems after the systems' parameters balance each other out. In this case the overall masses of elements within the black hole are present as they were in their original systems but now the new black hole could possess slightly less than the combined mass of the two old systems, with the loss of the some of its matter in the process of the interaction of the two systems in the galaxy.

One cannot forget that the centre mass of the black hole is still rotating most probably in the same direction as the systems were rotating which created it. At the same time, as the centre mass is void of the passive magnetic field (PMF), the usual interaction does not take place between the passive magnetic force and gravitational force which usually creates the first basis of heating and sustaining that heat, so that the temperature gradient could take hold and this in turn could create the conditions for the mass to become a large star or a system.

Thus the centre mass has enough material but not the right condition to create the necessary heat for the time being to make the jump to become the source for a new system or a new star in possession of gravitational forces.

This is one of the ways that the black holes become the creator of new stars and systems. Therefore the mass relies upon the heat that is produced mainly by the natural friction of the

elements pilling on top of each other in the centre of the black hole. But at the same time these places become the centre of the mafts of principal matters of the entities within the collision zone. At this point the principal mafts and matters of the constituent matters within the collision can take hole and start the process of creation of the principal star with its strong magnetic and gravitational field forces. This condition can lead to creation of a principal star that releases mafts at principal level and through their slowing down and




through production of transition mafts, these parts of the universe can again appear to be darker than the rest of their immediate surroundings, resulting from the balance of mafts with the surrounding environment field. Again due to the lack of interaction sufficient to create mafts at the level of visible light, these areas of the universe look darker than the neighboring regions. As the centre of this region is covered with the seed of principal mafts and



matters one observes the strong pull of matters to this region without being able to see its origin which is the principal star in the centre of the dark zone.

These interactions between passive magnetic fields occur on a regular basis in our galaxy, as systems are at all times on the move in the confined space of their galaxies. If one had enough time to look out into space, one would observe the creation of so-called black holes the way one



observes the passing of dark clouds in the sky of the Earth during stormy times.

The motions in this specific part of the galaxy are in progress over thousands of years, and due to other systems' magnetic fields surrounding the black hole, their influence and the interface with the passive magnetic fields of these systems make and allow the black hole to leak cosmic rays into the galaxy like a fountain in its surrounding area.

It should now be understandable why the scientific world finds materials from the universe that are not nor have not the same age as the original components of the galaxy. Like supernovas, black holes are the source of new material for the galaxy primarily because of the way they are created and the way their life cycle finishes.

The other scenario of the interaction of the two systems could be totally different with an interesting outcome. This is the most horrendous way that the two systems could come into contact with each other and in this case as the two magnetic fields come too close to each other, at the same time other systems around them push these passive magnetic fields together.

The two fields interact and the first stage of creation of the black hole is reached very rapidly, but as the two systems surrender more and more of their debris and planets to the black hole, the central mass of the black hole increases and as the black hole is receiving its contents from two different systems simultaneously, then a point is reached where the weight and the gravitational force of the new centre mass of the black hole surpasses the mass weight of one of the systems that created it in the first place.

Systems which have already lost some of their mass to the black hole at the outset of the creation of it now losses control of their magnetic fields too. To an outsider looking at this event, it seems as if the black hole is consuming everything around it. This process can take thousands of years, until a temperature gradient or a dynamic principal mafs and matters in the centre of the mass is established.

As the centre mass of the black hole has consumed the entirety of two systems, and it is operating in a no magnetic field zone for a period of time where its internal dynamic plasmatic magnetic field cannot pass its physical boundary (see the paper "The Creation of Dark Matter" for clarity), the system will still absorb or attract other masses from its surrounding into itself.

In this scenario, if mafs and materials are held for a long enough time within the centre mass so that a new magnetic field force could be produced and maintained, at this moment of its life cycle this

giant of a mass of a black hole will be nothing but a huge gravity and Magnetic field producing machine. By the end of this process a new system or several systems will come to be born and new materials will be scattered in the galaxy, and this black hole will be a dark place but not necessarily cold.

If the centre mass during its creation does not manage to heat up, then the third phase of the black hole syndrome takes hold. This is where the centre mass, which never had a chance to heat up due to total absence or lack of strong magnetic force, at this stage becomes so big with a new large centre that is rotating, and will inherit a huge natural inertia force from its collective mass with little or no magnetic field beyond its physical boundary to keep it at bay, so this massive large body will start pulling smaller objects near to it into its trap.

The same phenomenon arises when two galaxies come to cross each other's path too, with the most horrendous outcome for the galaxies in that part of the cosmos, where the outcome of such an encounter is beyond imagination. This has happened before and astronomers forecast it for the Milky Way galaxy in the future as it passes the nearest galaxy to it in the next few billion years.

The surrounding areas near the newly created black hole will not be safe from the onslaught as this new mass at all times of its existence has the same fundamental problem as do all other systems, and it tries to hold on to all its elements. At the same time like other systems the lighter elements and weaker mafs in the mass move to the outer layers and to the edges of the mass.

As weaker mafs as lighter gasses and particles move to the outer region of the mass, they become better candidates for being pulled away from the centre mass by any opening in the adjacent Magravs systems near to the black hole, when the centre mass reaches a point where its Magravs or its inertia force become weak on its edges so that lighter elements can manage to loosen themselves and escape from its grip into the space of its neighbouring environment.

These freed elements will become part of matter that can be attracted by systems adjacent to the

black hole or due to the rapid motion of the black hole may be released as cosmic dust in the galaxy. Therefore objects can and do leak out of black holes into their respective galaxy even during the time of their creation.

If these elements are pulled out of the power of the centre mass, through the strength or gap in the adjacent systems or weakness in the power of the black hole, then they become cosmic rays, due to the fact that during extraction most atoms get striped of their electrons. Some heavier atoms in this scenario lose their electrons in the same way and they appear as plasma and as part of the cosmic dust in the galaxy. Black holes are the source of most of cosmic rays and dust in the galaxies due to this effect (10).

In the galaxies black holes while they are in process of being created and during their existence are still surrounded at all times by other systems and are under the influence of their Magravs.

The powers of these black holes are usually kept at bay by other systems around them with their larger magnetic field forces and gravitational forces, which the black hole is still encapsulated among.

Black holes are normally observed close to the centre of the galaxies and the universe as there are more systems clustered together in these regions, so this increases the chances of different systems crossing the path of each other and in turn increases the chance of the collision of solar systems and galaxies in the universe, hence an increase in the chance of the creation of numbers of black holes.

The stronger mafs and the heavier elements of the universe and galaxies are largely concentrated in and near the centre of these entities, thus the passive magnetic fields and gravitational forces of the systems in these central regions are many times more powerful near the centre of galaxies than what is experienced on the outer edges of them.

Consequently the gravitational forces and passive magnetic forces in the centre regions of the galaxy will soon bring and keep the size and the power of these giants black holes under control. What these collisions of systems and creation of black holes

achieve is the fundamental principle of regeneration of new systems out of the old matters, and at the same time they unclog the galaxy of all the loose debris. If one looks at a three dimensional overview of these areas in space, surely due to the movement of stars and planets and the interaction of their forces, one should be able to predict, where the next black hole in that part of galaxy could be produced.

In time a point will be reached where the passive magnetic fields systems in one of the systems immediately next to the black hole will move on, and at this point the feeding frenzy of the black hole will come to an end.

Like volcanic eruptions on Earth where the mantle is thin enough for the pressure of lava to take over, and it can pour out, pushing its way out into the atmosphere as a volcanic eruption, this is exactly what happens when one of the passive magnetic fields in this area moves or weakens.


This creates a gap in the fields containing and controlling the black hole parameters, where the materials in the centre of the black hole, which has been pushed previously into the black hole from one direction, can be released or scattered into the galaxy.

In this process, part of these materials will manage to cluster together and generate the conditions essential for creation of one or more systems or stars.

The rest of the materials of the centre mass of the black hole becomes cosmic dusts, some become comets and some become cosmic rays and so on.

Thus Black holes are not gigantic eating machines compared to the size of their galaxy. In reality, they are nothing but a temporary condition created in the galaxies due to movement of plasmatic magnetic field systems as they are crossing each other, very much like two masses of clouds crossing each other's path and colliding with each other. This interaction of clouds with each other creates abnormal conditions in that area of the planet, where their thickness can block the rays of the Sun behind them and the sky looks darker, but in reality these are temporary conditions for the viewer from Earth.

Contrary to common belief, black holes always release matters and release new recycled material into their surroundings; they are not bottomless pits, where everything disappears into them. They are like a funnel, so that if one looks at one end it seems that they are taking everything in, but exactly like a funnel, they have a hole on the other end where what goes in has to come out, with a difference that the end of this funnel is connected to a kitchen-waste unit of the universe, where at one end it crunches everything up and mixes whatever goes in before spewing the waste out through the waste pipe.



So the behaviour of the black hole is very much dependent on the position of the observer. If one looks from one end they are massive eating machines and from the other end they are the supplier and feeder of new life in the galaxy.

In real term this dark part of the galaxy is at all times emitting electromagnetic waves of varying levels and strength from all the activities which are happening within, around and because of it. Black holes can easily be identified in their environment and their position can be clearly pinpointed by using a much simpler method of detection than just guessing, by looking for their effects in a given region of the universe.

In principle the black hole has all the attributes of any system but in fact as the internal plasmatic



magnetic energy field of the systems creating it in the given region of the galaxy cannot create outward plasmatic magnetic energy fields that can interact with other plasmatic magnetic energy fields in its immediate given environment, in order to create an outward visible magnetosphere at the boundary of the black hole to manifest itself as a visible space in its region, this leads to the lack of visible light in human Magravs amino acid matter mafs strength.

The phenomenon of black hole occurs on a continuous basis on the surface of stars of any solar system. The principle of the creation of black hole happens on a smaller scale on the surface of the Sun in the solar system, where these are called Sun spots.

These are where dynamic plasmatic magnetic fields systems on the surface of the Sun go through the same cycle of interaction of fields with each other as happens for the creation of a black hole in the galaxies. When these plasmatic magnetic fields come across each other in the atmosphere and on the surface of the Sun, they have to interact or pass each other, with the difference that these plasmatic magnetic fields systems on the surface of the Sun, even though they are so powerful, in one way or other meet up with each other and as their energies have to interact, then sometimes these energies cancel each other out and reach a balance magnetic energy condition.



At these points then, the same cycle as the creation of black hole repeats itself on the surface of the Sun on a much smaller scale as there are no magnetic fields interacting because of similarities and identical mafs strength of the interacting fields.

There is very little friction of fields to release residual fields in the mafs strength of man's amino acid strength and thus very little light shows in the region, hence the appearance of the dark spots on the surface on the Sun is observed. In some instances the same phenomenon is created temporarily as due to the balanced pmfs strength of the matters and mafs no interactions between the charged particles and mafs from the surface are produced and consequently there is no or very little emission of light from the surface of the Sun in these regions.

On the surface of the Sun the same scenario of retraction and absorption of matter as in the black hole occurs with a slight variation. In this case the gravitational fields force of the Sun is so powerful and so close that as the gravitational forces of the Sun are (in proportion) many times stronger than the gravitational force of the particles captured within the dark spot region on its surface, once the magnetic fields have interacted and their energies and the content within the catchments area of their forces has reached the equilibrium level, the mass of particles in these regions are sometimes pulled back inward onto the surface of the Sun instantaneously after the collapse of the magnetic fields that created the dark spot regions. At this point the physical matter of plasma in this region of the dark spot is pulled back and literally shot like a missile back into the liquid surface of the Sun, thus creating a secondary dispersal of matter in the atmosphere of the Sun and into the solar system, hence the increase in the Sun flairs during the creation of and as a consequence of the collapse of dark spots on the surface of the Sun.

In reality the plasma of a dark spot is created mainly through interaction of mafs fields of the Sun and these are created very high above the surface of the Sun, so that the dark image observed is not in reality mainly on the surface but much further up in the atmosphere above the real solid surface of the Sun. In other instances, as the plasmatic magnetic energy fields interact to create the dark spot, the surface tension of the dark spot becomes weaker on its face away from the Sun and all sorts of mafs and matters in the full spectrum mafs of the universe get ejected directly into the solar system with much more power and matter than by normal dispersal.

Once the temporary condition of a dark spot of the Sun is created, by this time most of the other plasmatic magnetic fields of the Sun physically push and shove the plasmatic passive magnetic fields (PMF) that created the dark spot, so that these external forces in the surrounding environment of the dark spot move and shift it from its position. By this movement there are no more active plasmatic magnetic fields in the region to interact with each other in these regions and then the normal process of the charged particles interacting with the plasmatic magnetic fields around them starts again as before. Then everything goes back to normal and the light or the shine on the surface of the Sun returns to normality.

When too many dynamic plasmatic magnetic energy fields start cancelling each other out, the surface of the Sun become congested with many different plasmatic magnetic energy fields and they clog up the surface of the Sun, like congestion in traffic jams, hence the number of the dark spots starts increasing.

It is important to remember that objects (whether solid, gas, plasmas, etc.) possess their own plasmatic magnetic energy field. All these plasmatic magnetic energy fields on the surface of the Sun are dynamic and respond to other dynamic plasmatic magnetic energy fields that are created internally in the inner cores of the star. These internal magnetic fields are the creators of the gravitational field and the overall magnetic field of the star itself.

The stronger plasmatic magnetic energy field (the gravitational field) usually dictates and plays a part in the position and level of freedom of the weaker plasmatic magnetic energy field (the object) with respect to each other. Thus when the inner cores of the stars due to their near mono atomic structure go through their internal current realignment (12, 18) this in turn leads to change in the direction of the gravitational field and thus the polarity of the whole star.

Consequently the rotation of the gravitational field which is itself created magnetically interacts with the dynamic plasmatic magnetic energy field areas on its surface and in its atmosphere causing them to move with respect to the internal dynamic

plasmatic magnetic energy field movements of the star. Therefore the main reason for sudden periodic increase in the movement of the plasmatic magnetic energy field on the surface of the star and sudden increase in the creation of black spot in their environment can be clearly be identified as being due to the interaction of the dynamic plasmatic magnetic field created by the matters and maFs on the surface and the inner Magravs fields force of the stars.

The inner dynamic plasmatic magnetic field of the star is by order of magnitude several millions of times stronger than the isolated single or packages of dynamic plasmatic magnetic fields on the surface. Thus the stronger inner fields force of the star dictates the direction of the motion of the weaker fields of the dark spot. This is the very reason why the eleven-year cycle of change of polarity of the Sun brings about an increase in the number of the dark spots of the surface on the Sun on a regular basis. This is due to the Sun's internal plasmatic magnetic energy field changes which bring about the polarity change, about every eleven years. In these phases there are more of these surface and atmospheric dynamic plasmatic magnetic energy fields in motion and available to interact with each other and the internal maFs of the Sun.

In fact as the polarities of the Sun changes, so more dynamic plasmatic magnetic fields start moving from one pole to the other to accommodate the physical practicality of the plasmatic magnetic energy field polar change. Thus a larger number of the dynamic plasmatic magnetic fields come to cross each other's path and consequently there are more chances of two or more dynamic plasmatic magnetic fields meeting and balancing out each other's field. Inevitably, as in these areas, there are no effective plasmatic magnetic energy fields for the charged matter to interact with, there is less light emission from these areas of the Sun. Henceforth the appearance of darker areas or dark spots in these areas on the same principle as the creation of the black hole phenomenon.

The increase in the number of dark spots of the surface of the Sun is always in sequence with the period when the Sun's internal dynamic plasmatic magnetic fields activities go through their repositioning. The number of these dark spots increases

and as they move, suddenly a vast number of dynamic plasmatic magnetic fields cancel each other out as the change of polarity of the Sun completes itself and settles down. The whole cycle of collapse of the black hole recurs, in other words where a dark spot collapses and the new plasmatic magnetic energy fields find their total balance, the matters which were gravitationally trapped under the influence of the dark spots, which are mainly plasmas, are retracted by the gravitational pull of the star and are ejected back onto the surface of the Sun in large quantities and numbers. This is the time when there are massive upheavals and strong Sun flares scattering outwards from the surface of the Sun and when large quantities of the Sun's matters are splashed outward in the solar

system. Sometimes as the mass of particles collected in a dark spot is pulled back into the surface of the Sun, due to their mass and speed, these become like meteorites hitting the surface of the Sun. This act causes more charged particles than usual to leave the Sun's surface into surrounding space. The darkness on the surface of the Sun is not, as is commonly thought, due to cooler temperature in these regions, the dark spots appear purely due to the fact that there are no or very few dynamic plasmatic magnetic fields available in these regions to interact with the charged particles to create light. So underneath the dark spots on the surface of the Sun the temperature of the surface is still the same as the rest of its surface.

### Further comments

Helio-seismology is the study of the internal structure and dynamic of the Sun using Sun-quakes. The Sun oscillates continuously by varying degrees and directions and these oscillations are caused mainly by turbulent convection just below the surface. The data from the spherical-symmetrical solar model of the same condition shows close correlation to physical data through inversion. This shows that the data simulation is close to the physical reality of what is happening in the inner sanctum of the Sun. For our testes in dynamic cores and data attained through them, it can be confirmed that rotation and turbulence have a direct effect on the heating of the matter within the confines of a reactor built on the same principles. In the reactor and consequently in the creation of the current through convection and magnetic fields production within it, the turbulence of the matter in the core of the reactor creates the dynamic and the dynamo effects can have a direct effect in and on the production of the dynamic plasmatic magnetic field in the reactor. Turbulent convection and differential rotation in the Sun are thought to be the cause of the creation of the solar magnetic fields and the directions in which these magnetic fields appear to flow out of the surface of the Sun. According to their direction of rotation their tightness these are known as helicity of the magnetic field in the region. Helicity simply describes the handedness of this field as the field literally opens up like a cone as it moves away from the centre towards outer regions. Magnetic and Magravs helicity is in fact a measure of the knottiness and the twistedness of these fields

within a region and is closely related to the turbulent dynamo effect. From all observation in the past, in large-scale poloidal magnetic fields the helicity has a direct linkage with a strong toroidal field leading to finite helicity. In the reactor tested on the same basis as turbulence of the mafs of matters, the reactor cores have finite parameters and the rotation and turbulence are predetermined, therefore the helicity of the magnetic fields has to be the same at different points but equal for all distance from the centre. Due to the small size of the core, a mean or average strength or tightness of the magnetic field could be assumed. Thus a point of interaction of two magnetic forces in the cores will create condition similar to a dark spot on the surface of plasma. If the collapse can go through plasma towards the boundary of the core, this can create a sudden surge of dynamic plasmatic magnetic field or it can alter the system's operating mode. The reason for writing this paper is the fact that in the reactor designed, if the condition of black hole is created, this can lead to the shutdown of the system or the unstable condition of the operation of the reactor. This has happened on two occasions during testing of the spherical core, where the second magnetic field was deliberately created and positioned to interact with the internal magnetic field created by the core. In both cases the whole system did go through magnetic poles trying to bypass each other. In the second test in trying to prove the principle of the interaction of two magnetic fields and the creation of a black hole condition, the whole system was twisted and the axial pines of the core were twisted



off centre. The core axels had to be realigned, but the damage to the core weld and axel proven to be too much to repair, and more or less this test of creation of black holes caused the loss of the first steel prototype core (Fig. 29). At the same time in the same reactor dark spots due to the interaction of matters were deliberately created for specific use of the system, and investigation into the creation of dark spots and the use of a transition matter condition for the creation of dark matter for

## Conclusion

Black holes are natural physical by-products of the motion of forces and matters like every other object in the universe. The only difference for this body to appear is the fundamental shortage or total lack of one of the three main ingredients of creation, namely the lack of the passive magnetic force fields in the region where these black holes manifest themselves.



Fig. 29: Test reactor

Black holes are another creation of universe like the uniqueness of the blue planet, and once one has understood the methods of the universe's powers of creation within all its physical parameters, then every aspect of the appearance of objects and fields can only be explained with understanding of the interactions of these with each other.

The most beautiful part of this phenomenon will be how man will use this knowledge now for the advancement of his race. Understanding of the method of the creation, existence and behaviour of the black hole in space opens new doors for man to plan his future excursions in space and the appropriate name for this object should not be a black hole. These regions of black hole in the galaxies cover areas as large as several solar systems, possessing all the physical attribute of a

the fuel needed for deep space travel was tested and confirmed. This is how these above phenomena, can be explained clearly and the principle for the creation of a black hole can easily be demonstrated. In future papers the writer will explain how the black hole's effects can be useful in helping to travel through galaxies and in the universe. These are at this moment of time beyond understanding at the present level of scientific achievements.

solar system with the difference that they do not shine due to the lack of appropriate dynamic plasmatic magnetic fields strength within their construction or during the time of their existence in the environment of their operation.

This object has one body and two distinctive characteristics behaviours and appearance, the first characteristic being a gigantic eating machine, and the second characteristic allowing new systems to start from what it has digested. There is an old Aryan name for an arrow with two heads, like the black hole with two characters, and this object is called Zhubeen. I call this unpredictable object in the galaxy with this name, as now it is a known object and not a mysterious scientific phenomenon.



Fig 30: Letter from the Royal Astronomical Society

# KESHE FOUNDATION PLASMA TECHNOLOGY

# RESOLVES



## THE AFRICAN SWINE FEVER PROBLEM IN CHINA

Author: M.T. Keshe  
28<sup>th</sup> of November 2018

### Subject

The main purpose of the space plasma technology developed by Iranian nuclear scientist Mr. Mehran Tavakoli Keshe is to free man from the restrictions of energy, water, food, oxygen, medicine, and so on, to travel and live freely in space. In space-medicine, plasma technology can protect humans from all kinds of space viruses, because in space there are only viruses, no bacteria as in space there are no amino acids, and viruses are essentially energy packs that attach themselves to proteins.

This was never understood by the present science and that has been the reason why we could find no solutions for viruses. With this new understanding and explanation

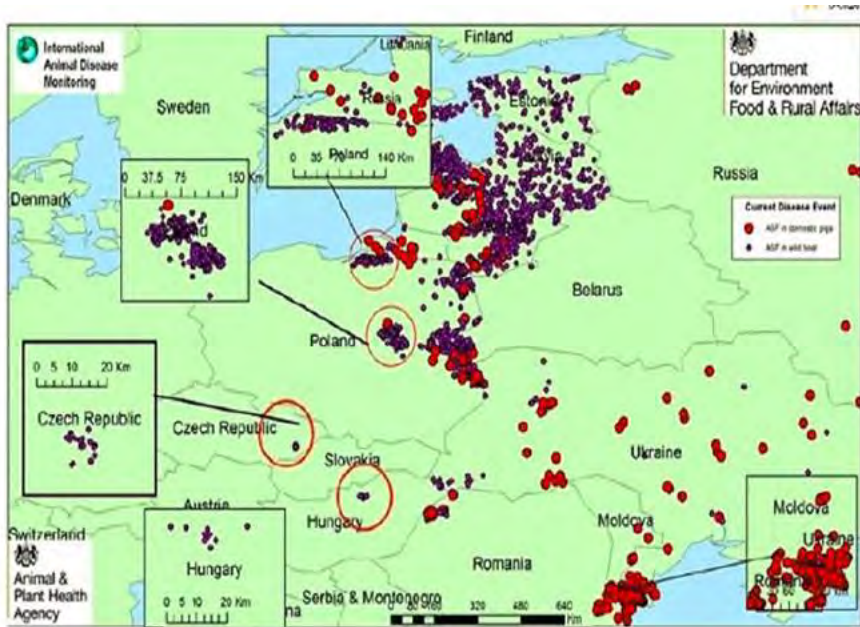
of the true knowledge of viruses by M.T. Keshe, now we can solve all problems with viruses worldwide, regardless of any strand of viruses or its strength. This is the major breakthrough which brings a new horizon to the life of man on this planet and in space. The discovery of the true process of creation of viruses and life of virus and its solution with the simple use of plasma water developed by M.T. Keshe, now ends the period of man becoming ill from viruses and these heralds a new beginning in the world of medicine.

Viruses are the greatest threat to the life of man in space. The processing of African Swine Fever virus is the best verification and confirmation of M.T. Keshe's plasma technology. African Swine Fever is a

disease transmitted by an arthropod (soft ticks) carrying the virus, after biting pigs. Typical symptoms after infection in pigs are flushing skin and extensive visceral bleeding. African Swine Fever virus has three classifications: virulent strain, medium strain, attenuated strain.

Pigs infected with virulent strains have obvious clinical symptoms and may have a mortality rate of 100%. If infected with medium or attenuated strains, pigs may be resistant to the infection, or they may have almost no clinical symptoms, and they will only show antibody positive reactions when testing the serum.

African Swine Fever has been a global threat since it was first discovered in Kenya in 1921.



## Method

The newly developed plasma technology developed by Mr. Keshe of Keshe Foundation, which originally was tested by the scientists of South Sierra Leone university on Ebola and showed 100% effectiveness of the technology by eradication of the virus is now applied to the swine fever.

The new space plasma technology uses plasma water to rapidly release the virus's energy pack, eliminating it within a short time. During testing in Austria, the plasma water that was produced showed 10 times more germicidal action than any antibiotic available in the world of medicine today.

As early as August of 2018, when the outbreak of African Swine Fever started in China, Mr. Keshe was very concerned and recommended to apply the new space technology know-how to help China solve the problem. However, because this technology is too advanced, despite contact with relevant departments, the relevant personnel understood the application and implication, but did not report to the higher authorities. Containing outbreaks of swine fever is entirely government-led. Once discovered, the whole outbreak area of swine fever is under martial law and all pigs are slaughtered as there has been up to now no solution. So it has been difficult to find sick pigs for field testing.

By the request of Mr. Keshe from the Keshe Foundation to

▲IDM (International Animal Disease Monitoring)

Picture source: [http://www.sohu.com/a/277610572\\_212351](http://www.sohu.com/a/277610572_212351)

Since its arrival on the Iberian Peninsula in the 1950s, the African Swine Fever epidemic has maintained a trend of eastward expansion from the European continent, and the spread rate of the variant virus has been even more alarming since 2007.

Since about a decade ago, the African Swine Fever (ASF) has spread rapidly in Russia, Ukraine, Poland and other Eastern European countries, with more than 5000 outbreaks in a decade. This has resulted in significant losses in the livestock industry of all countries, as can be seen from the experience of Russia alone.

In 2017, Russia culled as many as 2 million pigs, accounting for nearly 1/10 of all raised meat pigs across the country. In the past decade, Russia's direct economic loss from pig deaths alone amounted to 70 million USD, and the indirect economic losses were even more incalculable.

What is more frightening, however, is that Russia has paid a huge price, but the epidemic has not been eradicated.

Unfortunately, the swine fever strain found in Irkutsk, Russia, in July was found in problematic pigs in northeast China. Since August 2018, African Swine Fever has been introduced into China from Russia and has spread rapidly in China from the northeast.

At present, there has been a full-scale outbreak in more than 20 provinces and cities throughout the country, and more than 500,000 pigs have been slaughtered. However, the spread of the momentum has not slowed, every day there are new outbreaks.

Most importantly, there is no vaccine inside and outside of China to immunize and no medicine to treat the disease.



help to eradicate this national problem, which is endangering the national food security in China, the followers of Keshe Foundation in China started to look for small farmers who could have animals which had caught the virus, so that the new plasma technology could be tested. In this process, a pig affected by this disease was located in mid-November and the plasma water newly developed by M.T. Keshe was shipped to the location on 22<sup>nd</sup> of November 2018. On Friday morning of 23<sup>rd</sup> of November, the first plasma water was fed to the pig.

Within the first 12 hours, the pig shows a clear first stage of recovery, and the second day was fed for the first time with cooked food which she refused to eat since affected. By the third day, the ears have risen from the folded position. By the fourth day, after three months, the pig produced the first excrement. From the outset of starting this process, Mr. Keshe explained to the farmer that the only way we know the virus has cleared out of the body, was if the pig produces the first excrement. That shows the body has gone back to the full operation and the virus is eradicated. This proves the correctness of applying the new plasma water for the eradication of the virus.

#### Test Process:

The farmer reported that an outbreak of African Swine Fever began in the village in mid-August, with more than half of pigs of the families in this country suffering from swine fever

disease, while other sick pigs all died or have been killed. The farmer raised a total of two pigs, all had the symptoms of fever, no eating food, black and dry hard stool. One died on 19<sup>th</sup> of September 2018 and buried. The other pig, which did not eat food, just drank some water. Occasionally ate a little raw cabbage or radish. After more than 3 months, weight from more than 200 half kg fell to less than 120 half kg, dying, barely surviving.



*The picture of the pig before processing on 22<sup>nd</sup> of November 2018.*





## Application

On 22<sup>nd</sup> of November 2018, the farmer received the plasma products sent from Keshe Foundation. The farmer diluted the plasma material with water at the ratio of 1:10, and then he used only the pure water on the surface of the residue of the mix. The farmer used this water to clean and disinfect the pigsty on the morning of the 23<sup>rd</sup> of November, and also fed the pig with plasma water and sprayed the body parts. As the pig was kept in open pigsty, the local temperature would be as low as minus 7 degrees at night, and the pig was very weak. At first, they only sprayed plasma water on the pig's stomach. The next day, the pig's back was sprayed with the plasma water, and the third day, the pig's head was sprayed with the plasma water, thus preventing the pig from being too weak to bear the cold.

After one day of drinking the water, on the evening of the 24<sup>th</sup> of November, the pig ate two bowls of rice for the first time in three months. In the evening, the pig began to gather the grass to make its own nest for the first time. On the 25<sup>th</sup> of November, the pig ate noodles and rice once each, and the pig was more active. The pig began to defecate for the first time in three months since the beginning of the disease, on the 26<sup>th</sup> of November, excreting red stool. Farmer was instructed to disinfect the stool with plasma water and bury it. Defecation means that the virus in the pig's body was cleaned out, and the body function be-

gins to recover. On the 27<sup>th</sup> of November, the pig asked for more food, five times, two bowls of rice each time, and defecated a smooth red stool.

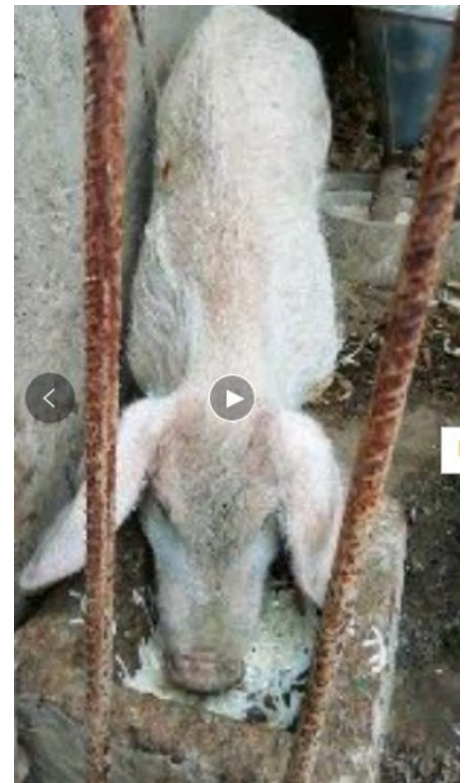
On 30<sup>th</sup> of November 2018, the pig defecated normal black excrement and the water boils on the skin fell off. Mission accomplished.



*25<sup>th</sup> of November 2018, pig ate rice and noodles.*



*23<sup>rd</sup> of November 2018, pig drank plasma water and ate cabbage.*



*26<sup>th</sup> of November 2018, pig ate cooked food.*

*26<sup>th</sup> of November 2018, pig excrement for first time in three months (sign of recovery).*





## Observations


The whole process lasted 7 days. It took 24 hours to see eating, recovery and other signs of improvement. The process is also very simple and easy to apply. Farmers only need to spray pig houses with plasma water, give water and spray the pigs.

The cost of this process is very low, could be as low as 20 RMB per pig can save the animal. And this process from now on can be used for all types of virus infection for birds, animals and humans as it is a product of nature and it is not chemically produced. This is the way the universe energy is transferred and now we understand that the virus is an energy pack attached to microorganisms, bacteria and amino acids.

Now by using this new plasma technology which is the natural plasma magnetic fields process, the energy pack of the virus is transferred and so depleted from the cell of the animal and the health of the animals or humans return back to normal.

This is the major breakthrough in the world of science and the first step for man to start to be able to handle any energy packages which might endanger the life of man in the space.

In the vast rural areas of China, there are many poor families. Pigs are the only source of the meat and the main source of income for a family. If pigs die



*27<sup>th</sup> of November 2018, pig asked for food 5 times, ate 2 bowls each time.*



*27<sup>th</sup> of November 2018, pig defecated red and smooth excrement.*



*On 30<sup>th</sup> of November 2018, the pig defecated normal black excrement and the water boils on the skin fell off.*



*Mission accomplished*



of illness or are killed directly, the family falls into trouble again, and some families return to the edge of absolute poverty. His Excellence President Xi's task of overcoming poverty will face more challenges. As the spread of disease and mass killing of pigs has caused a disastrous blow to China's animal husbandry industry, with heavy losses on farms that will have a major impact on China's economy and Chinese national food security.

The space plasma technology developed by the Iranian physicist M.T.Keshe of the Keshe Foundation, is simple and can quickly eliminate the virus in a very short time. Prevention and treatment can eradicate the spreading of the virus.

The processed pigs are immune to recurrence. The Plasma technology can provide a cheap, simple and fast

solution for solving the problem of swine fever in many countries. It can be proven that even the slaughtered meat of the contaminated animals can be washed or processed with the same plasma water for the virus to be removed from the meat before entering the food chain.

We look forward to this advanced technology being adopted and promoted by the government as soon as possible, in order to solve the urgent problem.

### Acknowledgments

Thank-You letter from the farmer

Page 1:

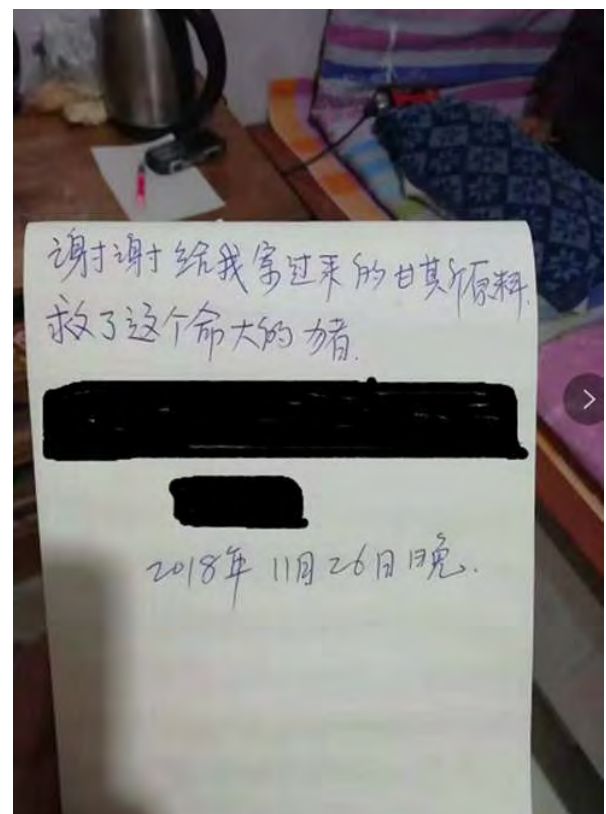
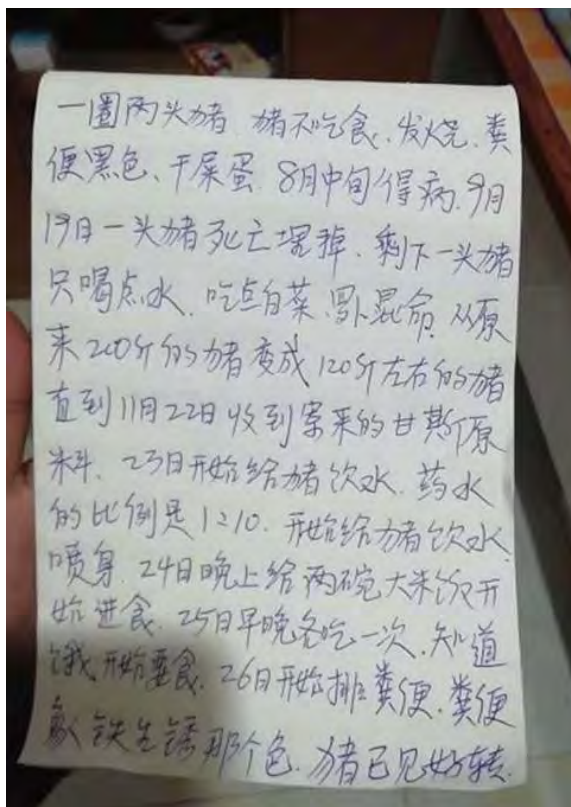
Two pigs in one yard, did not eat, had fever and defected black round excrement. They got sick in the middle of August. One pig died on 19<sup>th</sup> of September and we buried it. The remaining pig just drunk

water and ate little cabbage and radish to survive. The weight of the pig dropped from more than 200 half kilograms to 120 half kilograms. Until 22<sup>nd</sup> of November when the GANS material was received. We start to feed the pig from 23<sup>rd</sup> of November, diluted the material at 1:10, fed the pig and sprayed on the body of the pig. In the night of 24<sup>th</sup> of November, I fed her two bowls of rice and she started to eat. I fed her in the morning and at night. The pig felt hungry and started to ask for food. The pig started to defecate, and the excrement are color of rust. The pig is in recovery now.

Page 2:

Thank you for sending us the GANS material to save this pig. (The address and the name of the farmer are intentionally marked black.)

Written in the night of November 26<sup>th</sup>



Keshe Foundation research teams are proud to present  
a major breakthrough as a result of their continuous work and dedication to understanding the new  
Keshe Plasma Science and Technology.

**ARE YOU READY TO BE PART OF THE CHANGE?**



Knowledge Seekers Workshop  
presents:

# FARMING BLUEPRINT DAY

Thursday, 29<sup>th</sup> November 09:00 CET



Livestream: <https://livestream.com/KFSSI>

Zoom: <https://spaceshipinstitute.zoom.us/j/939474503>

Facebook Live: <https://www.facebook.com/KesheFoundationSSI>

YouTube: <http://www.youtube.com/c/KesheFoundationOrg/live>

L E A R N   A N D   S H A R E   W I T H   Y O U R   C O M M U N I T Y

## References

On 29<sup>th</sup> of November the Keshe Foundation presented the FARMING BLUEPRINT DAY as the major breakthrough in the world of science. The playlist to the video recordings presenting the pig development as well as the documents presentation can be access on the Keshe Foundation YouTube channel or by clicking the following links:

<https://www.youtube.com/watch?v=Dde5uAKthJE&list=PLpCKWzA-bp9s0qHaOOB3shYJ81LpgCdlt>

<https://youtu.be/Dde5uAKthJE>

### YouTube

**Farming Blueprint Day - African Swine Fever full recovery case**  
This was never understood by the present science and that has been the reason why we could find no solutions for viruses. With this new understanding and exp...



### YouTube

**Farming Blueprint Day - New Breakthrough In The World Of Science**

The main purpose of the space plasma technology developed by Iranian nuclear scientist Mr. Mehran Tavakoli Keshe is to free ma...



# CREATION OF MOTION AND MATTER THROUGH THE MOTORLESS INTERACTION OF FIELDS

by Stefano Baldassari  
December 2018

## Subject

This experiment aims to replicate the motion of the plasmatic fields as it occurs on every level of the existence in the Universe. The hypothesis is that the interaction of plasma fields of higher order can create a condition of motion at the physical level of the system. The second question for this experiment to answer is - where does matter get created in such a simple system. Is it at a fixed distance from the centre, around the system? Is there a pattern to it?

## Method

This work is inspired by the paper by M.T. Keshe titled "Creation of motion in the Universe" (Keshe, 2014) and his various workshops. This experiment tries to verify if one can replicate this motion by the field

interaction and transfer of it into the inertia of the matter state of the system. The following describes the materials used in this experiment, the basic concept behind it and expected results.

## Materials

- ⇒ CH<sub>3</sub> GANS
- ⇒ Spray bottle
- ⇒ Cardboard
- ⇒ Scissors
- ⇒ Scotch tape
- ⇒ Cotton wire
- ⇒ Compass
- ⇒ Little container
- ⇒ Wood sticks

## Concept

In the **initial version (v.1)** of the system, the proportions of the amino acid chain (COHN) are taken as a reference, representing an existing dynamic system. Rings of different diameter (according to the atomic mass of these elements) are cut and sprayed with the CH<sub>3</sub> GANS.



- ⇒ 1cm diameter paper disc to replicate atom size of H
- ⇒ 12cm diameter paper disc to replicate atom size of C
- ⇒ 14cm diameter paper disc to replicate atom size of N
- ⇒ 16cm diameter paper disc to replicate atom size of O

The four discs of different diameter are assembled as follows. The largest one sits in the base of a little container. A cotton wire is used to hang the two middle discs with a knot under each to fix them



Figure 1. Assembling of the system.

to that position. The top (smallest) disc is fixed on top, outside the container with a piece of tape.

The four discs (as in Figure 1) are positioned at different angles so that during the field transfer from the higher (O gradient disc) to the lower (H gradient disc) the fields are subject to compression and expansion as they travel across the different levels. This leads to three layers of free plasma (one layer between each set of adjacent discs) which in totality may lead to matter motion and/or manifestation of fields in matter strength. The last step involves positioning three containers of different volume, filled with  $\text{CH}_3$  GANS to introduce 'compatible' fields into the outside environment of the system - depicted in Figure 2.



Figure 2. Positioning of the external  $\text{CH}_3$  containers (left) and plastic cover for the system (right).

The **second version** of this system (v.2) follows a different set of principles. Firstly, it operates in the horizontal axis and it's composed of seven, equal diameter cardboard discs, with different size holes in their center (Figure 3).

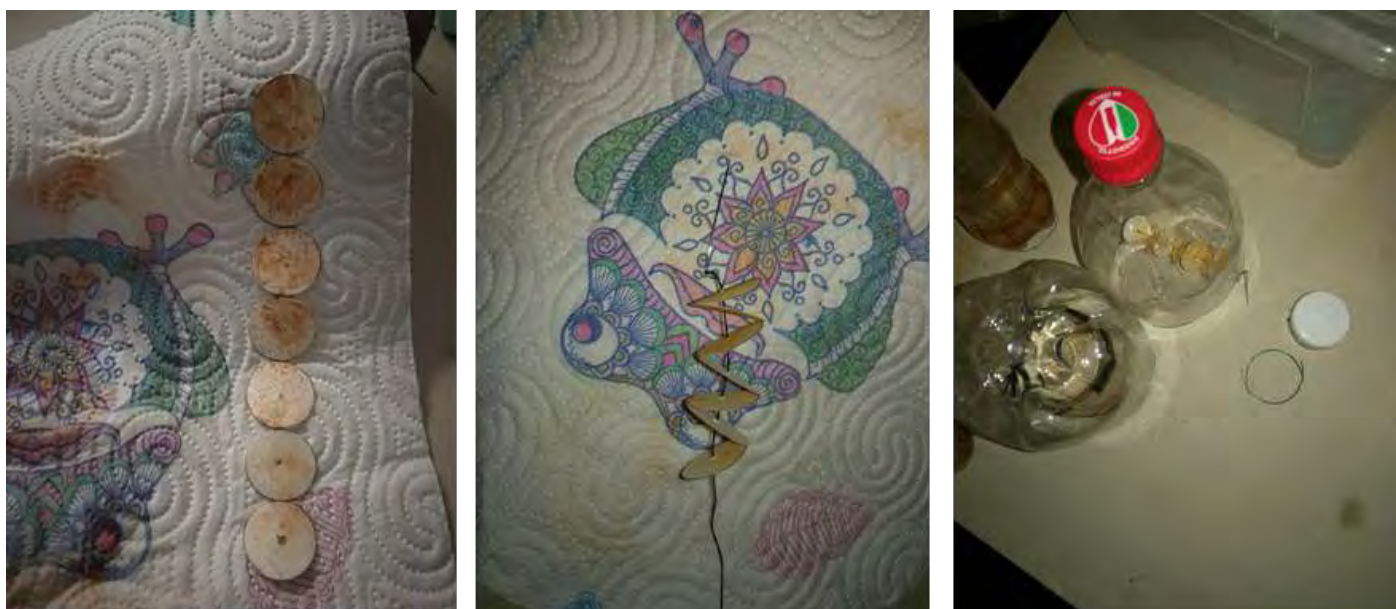


Figure 3 . Horizontal  $\text{CH}_3$  system with 7 discs.

The different hole-size is to create a different gradient in the free plasma which gets created inside each disc, leading to the creation of different materials in between different sections of the entire frame. Such system is placed in a plastic cover, positioned next to the v.1 and put to test for the creation of material - as in Figure 4.



Figure 4 . The two systems (v.1 and v.2) setup.

Worth noting is the fact that there were couple of other GANSES and GANS productions present in the room. As visible in the background of Figure 4,  $\text{CO}_2$  production box is positioned on the table, next to the experiment setup. Other GANSES (mostly  $\text{CH}_3$ ) are 55cm to 1m away from the center of the experiment setup.

## Observations

The first system (v.1) was monitored for 13 days to observe if any change occurs in the position of the discs, which were physically isolated from the environment. A change of position would indicate that the Magrav pressure created between the external environment (three GaNS bottles) and the system is transferred into the matter state. Such physical confirmation would provide a practical understating of the interaction of fields, their positioning and how to operate the future systems. One implementation of this idea is to design a compass to identify sources of high field pressure. V.2 of the system was moved several times but very quickly after stabilizing its position, some matter started to build up around it. In 2-3 days, one could observe multiple, little rocks or grains of some black matter, around the system.

## Results

After 2 days from setting up the system (v.1), some motion was observed but it could have been caused by other factors, which have now been addressed. Further observations with the aid of a digital camera will follow to verify and quantify the movement, if it occurs under a set of more controlled conditions

The second system (v.2) was very quick to produce, and still produces (on its own or in combination with v.1), large number of small amounts of black material scattered on the surface of the table, around the setup - Fig. 5. Some pieces of matter were found in a close proximity to the CH<sub>3</sub> GaNS




Figure 5. Matter created around the second version of the system (v.2).

bottles (few milliliters) while other were found in the distance between 9 and 11 cm from the center of the system; with one piece observed 65cm away from the system. Some of these react to a neodymium magnet and hence operate in the iron field strength but others are composed of different matter which is yet to be identified. Interestingly, once the material is picked up, it does not appear in the same spot again. Another interesting observation is that after leaving a magnet (acting as an antenna) close to the system setup, the iron material deposit by itself on the magnet.

## Acknowledgements

Thanking M.T.Keshe for the knowledge, Carolina De Roose for her inspirations; Pete W. for the help with preparing this paper. My wife for being patient.

## References

Keshe, M.T. (2014). Creation of Motion in the Universe. Available online  
[https://usastore.keshefoundation.org/store/product/Creation\\_Motion\\_Universe/](https://usastore.keshefoundation.org/store/product/Creation_Motion_Universe/)

## Supplementary material

Pictures and videos of the progress of this experiment can be found in the following folder:  
[https://www.dropbox.com/sh/au8roekownycw87/AADA2ZI0m3\\_oDP1K7Fq7A36Ya?dl=0](https://www.dropbox.com/sh/au8roekownycw87/AADA2ZI0m3_oDP1K7Fq7A36Ya?dl=0)



**Author(s): Jakub Olszewski  
Przemyslaw Woznowski  
Marcin Zylik**

**December 2018**

# **BALANCING THE BODY WITH NANO-COATED EEMAN'S BIOCIRCUIT**

## **Introduction**

BioPlasma Balancing Circuits is a system that cleans and polarizes the flow of vital energy in the body. This system is based on the studies of Leon Ernest Eeman from nearly 100 years ago (Eeman's Healing BioCircuits) and by enhancing it with the KF nanotechnology its effectiveness is reinforced (by around 2 orders of magnitude), making the original Eeman design a plasma therapy device. This name came to existence to distinguish the base Eeman system from that made with plasma technology. Dr. Miki Shima, president of the Japanese-American Foundation for Acupuncture Treatment, spoke about the original Eeman design made of pure copper: "Eeman's Healing BioCircuits actually doubles the rate of Chi energy flow through meridians in the human body." (Shima, 1989).

Life energy was given many names by many different cultures: prana, orgone, ether, Chi, mana, plasma (bioplasma) - it is a higher-order energy that is the building material of the material world. However, you do not have to be a sensitive person to feel this energy, to experience, in physicality, the effect of the BioPlasma Balancing Circuits. Through the use of the KF nanotechnology, in the form of (Nano) processing the copper, and the use of GaNSes of various elements (corresponding to at least 98% of the of the human body composition) characterized by 'opened' magnetic fields; the field of interaction is transferred to the field of the human body, by the means of nanocoated copper elements. Due to the specificity of the technology used, the whole device is hand-made.

This system does not require any external energy supply, because it operates on the bio-plasma energy of the human body, and its strengthening with the nanotechnology makes it more intensely felt, than devices using external power supply (such as zappers).

This publication starts with a discussion of the history of the creation and application of the original Eeman system and introduces its new plasmatic version, along with a new understanding of the operation of such a modified system. Different variants of implementation and connection of such a system are presented, so that the reader is able to build it themselves to enjoy its balancing effect. Finally, the authors present the observations and feelings of people who used the system, along with the results of its working.

## Background

Leon Ernest Eeman was born on May 18, 1889 in Gent, Belgium. Sources do not specify exactly when he moved to London. In England, he served as a pilot in the Royal Air Forces during the First World War, then he suffered in an air crash, which he survived but was left completely paralyzed. He was hospitalized for two years, but the doctors did not give him any chance of returning to full health, and his medical records stated "100% physically unfit". Eeman did not accept such decision, and being an educated man, with an open mind and an insight into the operation of our own energy system (mostly thanks to long meditations and connecting with the higher Self), after two years he changed the course of his physical existence by 180 degrees. He developed a therapeutic technique based on the bipolarity of our body (as in Fig. 1, Yin and Yang, male and female energy) through relaxation, using pure copper. He created a simple device consisting of copper wire screens, which he called "Biocircuits", and described it in his book (Eeman, 1947) and reports. His knowledge was collected, described, and developed further in other works (Patten, & Patten, 1988; Brown, 1989; Borderlands, 2012).

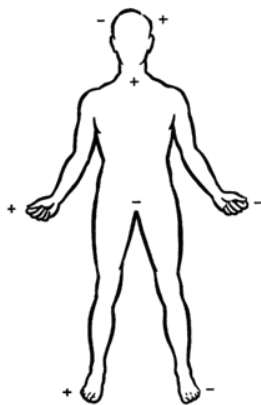


Figure 1. Eeman's map of human's body polarity (Eeman, 1947, p. 36).

During the therapeutic session, when a person lays down and uses the system, their energy potentials are levelled. It was observed that during a 30-minute long energy balancing treatment, the person fell into deep relaxation and regained vitality; and the fatigue disappeared after several sessions. Special attention should be paid to our individual polarization of the body. In his works, Eeman reported that some people may have a 'reversed polarity' of the body (often linked to **left-handedness**), and hence the primary connection

(Fig. 2) may not be correct. One should therefore change the probes kept in their hands, so that the system starts to work properly. The easiest way to check the polarization of the body is to observe oneself while using the system. If the original setup does not cause tension, arousal, nervousness, etc. the polarity is normal. If one experiences any of the symptoms listed above, the solution is to swap the probes in their hands.

"The basis of the flow effects obtained by the use of these Eeman circuits, was the discovery that human bodies give evidence of being **bi-polar, along three axes** – Head to feet; Right side to left side; Back to front. When polar opposites are connected together, whether within one body or between two or more bodies, the effects noted include greater relaxation, recovery from fatigue and disease, greater capacity for work, better health in general. Eeman circuits connecting polar opposites are termed 'Relaxation Circuits'." (Borderlands, 2012).

Eeman and his project collaborators, under controlled conditions, for a period of one year, carried out thousands of carefully documented experiments. One can read about it in the book "Co-Operative Healing" originally published by Frederic Muller Ltd, London 1947. He presented his research to the medical world, but the knowledge he wanted to share was not accepted by the world of science, as this was the case with Wilhelm Reich, who, with the energy of bioplasma, healed people in the so-called orgone chamber; Tesla or Lakhowsky's - the creator of the famous oscillator, with which 90 years ago all the diseases, including cancer, were treated.

The Eeman's balancing system includes various variants. It can be used by one person, but it is also possible to combine several people into one circuit, e.g. two to four - as in Fig. 2 and Fig. 3. For right-handed people, the correct system setting is for the person to hold in their left hand, a copper probe connected via an insulated copper wire to the copper mat under their neck; while the right hand holds a second probe, connected also with an insulated copper wire to a copper mat at the base of the spine. Polarization, according to its creator, should last 30 minutes, in one session, per day. Further research on the system and its application in treatment,

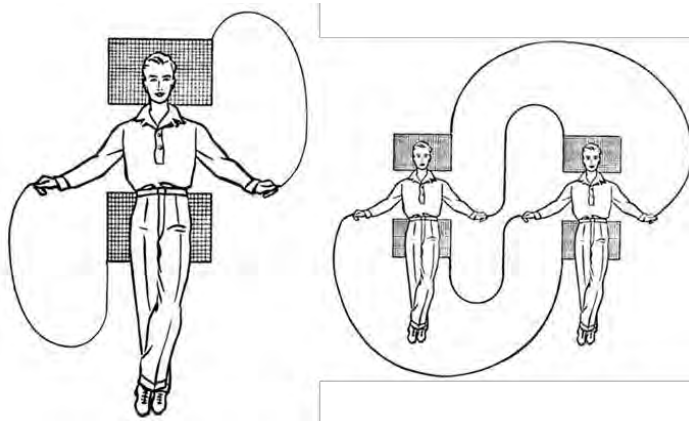


Figure 2. One person (L), and two people (P) in a closed Eeman relaxation circuit (Eeman, 1947, p. 29, 40).

introduced the possibility of administering drugs or other substances (herbs, etc.) without the need for physical consumption - as depicted in the diagram in Fig. 3. What is interesting in applying this modification, is that it seemed to be very effective because side effects/overdose symptoms of any substance (e.g. aspirin) started to appear as early as 15 minutes into the session, using a slightly modified system. This modification involves the installation of an extra container, in which a substance dissolved in water may be administered. The above application gives us practically unlimited possibilities in the use of plasma technology to balance the whole body without the need for building advanced devices, or when it is not possible to take advantage of the more advanced technological solutions.

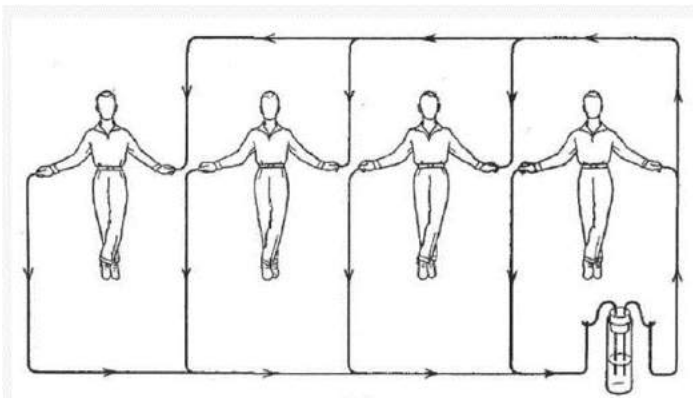


Figure 3. A group connection using a vial with a dissolved substance.

As one can read in the book "Co-Operative Healing" (Eeman, 1947), among the ailments that can be eliminated completely with this balancing system are: psycho-motor disorders, cardiovascular problems, severe chronic headaches, high blood pressure, rheumatism, sciatica, stress, insomnia, and many others described in the above-mentioned book.

## The new understanding

One should pay attention to the fact that each of us while sitting in a chair in front of a computer, in the office, or wherever else, often unconsciously crosses their hands or legs, or both at the same time. Looking at the drawings describing the polarization of the human body (Fig. 4), now we can clearly understand why we do it on a daily basis (balancing/equalizing the potentials of both poles of the body). In plasma technology, we also talk about the magnetism of the right hand which corresponds to the left hemisphere of the brain, and the gravitational character of the left hand and the right hemisphere of the brain. Eeman's system was invented because his creator was paralyzed and could not put his hands under his spine. This position, where the right hand is at the base of the spine and the left hand at the base of the skull, even for a healthy and mobile person, is not comfortable in the long run. Plates and wires create a virtual extension of the hand. Hence, one can lie down comfortably without creating any extra tension in their body. This biocircuit creates an additional, external system which allows for the transfer and balance of the energy blocked or stored in the body - the same principle is the basis of acupuncture and other therapies which work by regulating the flow of the of human life energy and perceive any disease as a deficiency or accumulation of this energy. The initial systems, which we experimented with (Nano-plates, normal copper wire and probe), gave very interesting results. Due to the brittleness of the Nano-coating, one would have to consider either a full protection of the Nano-plates so that they do not get damaged (crushed) or the use of the substance-adaptor as the only Nano element of the system (Figure 5-B, 5-C and Figure 6-R).

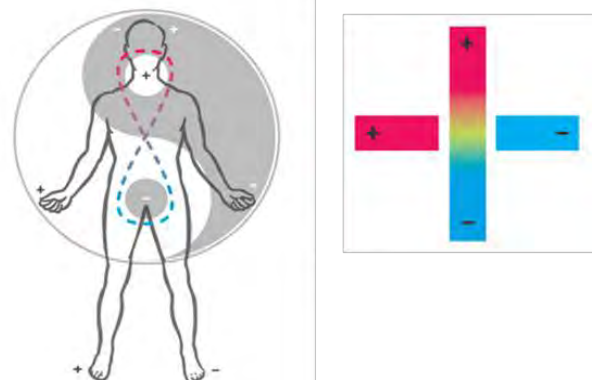


Figure 4. Polarization of the human body according to Eeman and the understanding of plasma and other sciences.



The new technology, thanks to which one gains access to the released field structure, gives wide possibilities in using this system. GaNS and Nano allows to faster balance the potential difference of the body, through the operation of the stronger fields of plasma, which condition the physicality. The energy circulating in our body passes through the so-called 'space-gap' of the Nano-layers of the system and begins to circulate in it. This system gives us great possibilities in terms of compact construction, quick modification for a specific ailment, and ease of use. Plasma technology opens up this potential even more. Thanks to it, one can compensate for what the physicality lacks, or deplete what it has in excess.

The graphics in Fig. 5 show several variations of this system that have already been made or are awaiting to be made. On the left (A), the system incorporating the **salt water solution container** (brine) is presented. Knowing salty water's gravitational properties, besides balancing the body, what the body has in excess gets extracted and stored in a container with brine - the same principle applies to the original Plasma Coil Unit ([https://en.kfwiki.org/wiki/Plasma\\_Coil\\_Unit](https://en.kfwiki.org/wiki/Plasma_Coil_Unit)), or to any GaNS production. Brine is an environment in which fields of different potentials, as they seek balance, create the field strength corresponding to the potential difference of both elements - whether this is in relation to metal plates (GaNS production), our hands (different therapeutic systems or working with the plasma fields), or static or dynamic plasma systems (PCU, PBU and dynamic plasma systems for space travel). This brine, along with the fields it stores, can be used to **prepare GaNS targeted**

**specifically for a given person and their ailment**, for further processing in the version B or C of the system depicted in Fig. 5.

The graphic in the middle (Fig. 5-B) shows the modified circuit, incorporating the nano-coated substance-adaptor, into which one can place GaNS or liquid plasma in order to **feed** the body with its fields (the equivalent of using one patch to feed). Whereas the right side of this graphic (C) illustrates the system with two substance-adaptors. Such a system can be used to balance the body using the gradient of fields - as one does in the case of patches, reactors or other systems used to date, in which the potential difference of the two GaNSes creates a **directional plasma flow** (plasmatic wind). The third system is the most versatile and leaves a very large room for maneuver, analogically to balancing systems based on dynamic reactors. One can use the previously collected brine (in the suitable gradient) to balance their body in such system.

BioPlasma Balancing Circuit is a kind of interface, a connection which creates conditions for the balancing of the body's energy potential. Its various modifications allow to: A) 'pull' the potential difference out, outside of the 'system' of the human body (**extraction**); B) introduce a certain plasma field strength in the form of GaNS or liquid plasma, in order to balance the entire system by 'feeding' it with the fields it needs (**supplementation/feeding**); and C) create an additional potential difference by introducing a suitable gradient of plasma into the system, which interfaces with the human body (**fast extraction** of a given field strength e.g. Ca or Hg).

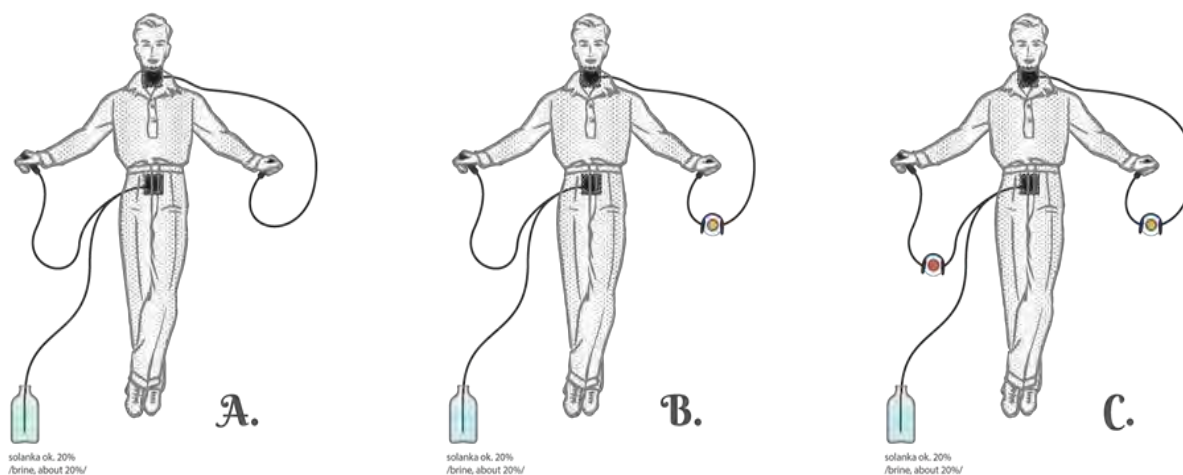


Figure 5. Different implementation of the plasmatic Eeman circuit.

## Procedure

Appearances to the contrary, the preparation of such a system is not very complicated. One needs the following materials:

- ✿ 2 x copper plate or copper mesh (base-pad),
- ✿ insulated copper wire (connector),
- ✿ uninsulated copper pipe (handles),
- ✿ plastic tube (optional).

### The basic system:

Depending on the material one chooses to make the base-pads of (copper plates, mesh, or wire), form or cut the base-pads to the desired size. If the system is to incorporate the substance-adaptors for circuiting GaNS or other substances, form a copper wire spiral adaptor (as in Fig. 6 -R). The prepared elements are then subjected to the Nano-coating process (chemical NaOH or fire-coating)

[https://en.kfwiki.org/wiki/Category:Nano-Coating\\_and\\_the\\_Production\\_of\\_GaNS](https://en.kfwiki.org/wiki/Category:Nano-Coating_and_the_Production_of_GaNS)

Once the process is complete, assemble all the elements of the system together (as in Fig. 5). Fig. 6 depicts the ready to be assembled system together with the substance-adaptor thanks to which one can introduce different fields into the body.




Figure 6. Copper plates, wires and tubes (L), 'substance-adaptor' (R).

### Advanced version:

In this version, its designer applied a variety of methods to obtain the plasmatic diversity between the upper element of the system and the lower one, to achieve the effect of directed plasma field flow (plasmatic wind). The system incorporates the four basic GaNSes ( $\text{CH}_3$ ,  $\text{CO}_2$ ,  $\text{ZnO}$ ,  $\text{CuO}$  - all produced in a 24-compartment box, each cell connected via an LED), together with GaNSes prepared via the caustic method (e.g. Ca). Leather elements are soaked in the  $\text{CH}_3$  GaNS, made according to the instructions for the production of the GaNS of hemoglobin. The crystals in the copper probes were fixed prior to the Nano-coating, and all other elements were assembled after the Nano-coating process, in a way that allows for quick and easy disassembly and replacement - for example, ampoules with GaNSes.




Figure 7. Advanced version of the system. Elements on the two pictures marked with \* were prepared prior to the Nano-coating process.

The base-pads, which are positioned under the body, were made to be stiff and have adequate spacing, so that the nano-layers remain undressed, uncrushed and retain its velvet structure over the course of using it - its durability was assessed during the six-month, everyday use trial (as compared to the version without the leather cover, that used plastic bags to protect the layers). Similarly, handles made of copper hydraulic tubes, retain their nano-layers on the inside, because this area is not exposed and is hard to access.

**Top part:**

The neck-pad was firstly fire-coated; the holding probes were for 1 day submerged in the NaOH solution with the addition of a few ml of the CO<sub>2</sub>/ZnO GaNS (the first stage of the chemical NaOH Nano-coating process [https://en.kfwiki.org/wiki/Category:Nano-Coating\\_and\\_the\\_Production\\_of\\_GaNS#Nano-Coating\\_Using\\_NaOH](https://en.kfwiki.org/wiki/Category:Nano-Coating_and_the_Production_of_GaNS#Nano-Coating_Using_NaOH)), then both base-pad and the holding probe, were steam-coated with the NaOH solution with an addition of a few ml of the CO<sub>2</sub>/ZnO GaNS. The holding probe of the top element carries a pure mountain crystal (SiO<sub>2</sub>) and an ampoule with approx. 5 ml of CO<sub>2</sub> and ZnO GaNSes.

**Bottom part:**

Nano-coated via chemical etching (analogous to the above) but using different materials: the base -pad and the handle were fully submerged in a KOH solution with the addition of a few ml of the CuO GaNS; then subjected to a week-long steam coating process, again in the environment of the KOH solution with the addition of a few ml of the CuO GaNS. The handle embeds an amethyst - any other crystalline mineral with a stronger gravitational component can be used, i.e. containing a composite of elements with a total atomic mass greater than the one of the mountain crystal of the top part's handle. This handle embeds an ampoule with GaNSes of CuO, Cu<sub>2</sub>O, Si, Au, and GaNSes made of seashells, limestone skeletons of marine corals, and marine limestone (Ca, F, Mg, I, ...). The red rod, which connects to the end of the copper wire leading to the brine, was subjected to an analogous chemical nano-coating process but using a mixture of NaOH and KOH. The advanced version of the system is depicted in Fig. 7.

**Method**

The standard system setting is shown in Fig. 8. While using the system, the person should cross their legs. The handle, held in the right hand, through the wire connects to the Nano-plate positioned at the base of the spine, from which the wire transfers the fields into a tank with a 20% salt solution. The handle in the left hand connects to the Nano-plate under the neck. One can use this system either on a regular or ad-hoc basis to quickly balance their body. Thirty-minute relaxation sessions bring beneficial results.

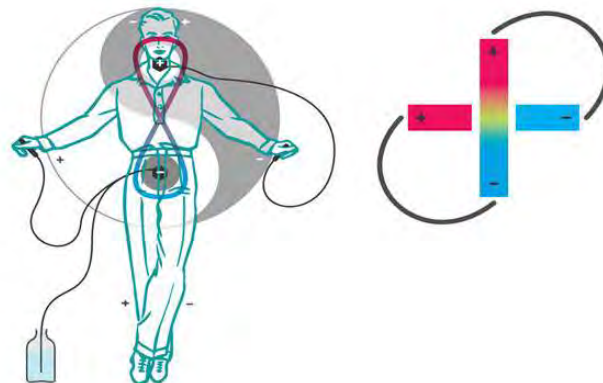


Figure 8. BioPlasma Balancing Circuits

It is hypothesized that such an improved version of the original Eeman's biocircuit, is applicable in the areas for which it was originally used, such as: psycho-motor disorders, cardiovascular problems, severe chronic headaches, high blood pressure, rheumatism, sciatica, stress, insomnia and many other described in (Eeman, 1947); but also in other disorders and diseases. Authors' observations suggest that its modified version works quickly and gives persistent results in a wide range of disorders.

One of the unintentional experiments carried out with this system, was the production of the CH<sub>3</sub> GaNS. This process was a result of using a steel cord to connect an additional 'grounding' leading from the bucket with brine to the ground outside the house. This initiated the production of the CH<sub>3</sub> GaNS, in which a person using the system was part of the production environment. Production of the CH<sub>3</sub> was possible due to the fact that the wire, leading from the system to the brine, end with a Nano-coated copper rod.

**Observations**

For most users, the repeatedly reported feelings relate to the spontaneous relaxation of the body (within 0-15 minutes of lying down), calming of the emotions, calming of the 'monkey brain', sensations of heat/tingling in their hands, lowering/reducing the pitch of their voice. Some people, within a few minutes, felt asleep and woke up after 30 minutes (not knowing the suggested time of the session) with a sensation of significant energization.



## Results

**Female, 91-year-old:** The day before the trip (350 km) for an important family celebration, the old lady felt **very strong pain in her spine and legs**. The pain was so strong that it prevented normal movement. Strong painkillers did not work. Accompanied by a therapist, the woman sat in an armchair and was connected to the system (its basic version, without a container with salt and without grounding). During the first 5 minutes of the session, the pain persisted and so the therapist decided to attach an additional wire leading from the system to the grounding source. The central heating system in the block of flats (un-painted, enameled part of the installation) served as the grounding. After applying this modification, the pain began to decrease. After further 20 minutes, the pain completely disappeared. The woman stood up from the chair by herself. The next day she went to her granddaughter's wedding, 350 km away from her place. She took part in the family celebrations and partied until 1 am, without any signs of tiredness due to the long trip or events that occurred the day before. This was in September 2017 and ever since whenever this type of pain occurs, the woman uses this system on an ad-hoc basis and every time the effect is similar.

**Male, 81-year-old:** Diagnosed with hypertension, went through a myocardial infarction 12 years earlier and ended up with cardiac bypass; also with a significant loss of hearing that makes communication difficult, and many other burdens originating mainly from the administration (side effects) of medicines; active to the best of his abilities - gardening, cycling. He started using the system to get over a cold and the only suggestion that was associated with him using the system, was to strengthen his, weakened by the cold, organism. The immediate, noticeable effect of the system's working was the feeling of heat in his hands and legs; however the most surprising effects occurred after a few days of using the system and manifested as a **recovery of hearing** - most likely due to the process of self-regulation of the intracranial pressure in respect to the blood pressure - subsequently **varicose veins started to disappear** and the his **blood pressure dropped** to the point that he had to stop taking his hypertension drugs.

*People already using the plasmatically modified Eeman system, and those who plan to build it based on the knowledge contained in this article, are invited to share their experiences in using different versions of this system in order to create a compendium of knowledge about the effectiveness and scope of its operation.*

## Future Work

The BioPlasma Balancing Circuits system has a large potential for further research. So far, the authors have managed to collect data and confirm the operation of the basic system as well as on the version with one substance-adaptor. In the light of the recent teachings by Mr. Keshe, in which he described the process of the herpes virus, alongside with the previously released information on other systemic disorders and diseases; the version C of the system with two substance-adaptors (Fig. 5-C) is ideally suited for the use of different gradients of GaNSes (urine, HSV, cancer, excess of certain elements, chemical compounds) to balance or remove these elements from the entire body. Further research is therefore required to assess the full capabilities of this system. An additional aspect that should be considered is the simplicity, low cost and mobility of the proposed system - it can be easily packed into a small suitcase and taken anywhere, along with a set of basic GaNS.

## Contraindications and disclaimer

This system is not recommended for the use by people with a pacemaker. Special care should be taken by pregnant women. People with implants may experience discomfort and/or various types of pain at the implant site (although one of the designers and users of this system, also has a post-traumatic, metal fastening in the forearm bone and has never experienced such discomfort while using it).

BioPlasma Balancing Circuits is a design that works on the principle of natural therapies, where a moderately frequent characteristic of such therapies is the periodic recurrence of disease symptoms and discomfort in places of old injuries, which is a sign of restarting of the self-balancing processes related to a given injury or disease.

## Legal disclaimer

The use of the BioPlasma Balancing Circuits is of supportive nature and does not replace medical advice or therapies one is already a subject to.

## Supplementary Materials

Supplementary materials, in the form of pictures of the different versions of the system, are available through [https://drive.google.com/open?id=1erkz\\_iwDrYv0NW9Vs8DBL3ZrPApSH0qF](https://drive.google.com/open?id=1erkz_iwDrYv0NW9Vs8DBL3ZrPApSH0qF)

## Bibliografia [Bibliography]

1. Shima, M. (1989). Yoga Journal: Homeopathy A Special Report. You are energy.
2. Eeman, L. E. (1947). Co-operative healing: The curative properties of human radiations. Author-Partner Press Ltd.
3. Brown, T. (1989). The L.E. Eeman Report. The Pioneering Years of Biocircuitry. Borderland Sciences Research Foundation, Inc. Available online [http://altered-states.net/barry/newsletter525/The\_L\_E\_Eeman\_report.pdf]
4. Borderlands. (2012, 29 styczeń). Eeman's Healing BioCircuits. Co-Operative Healing with Eeman Circuits. Retrieved from <http://borderlandresearch.com/eemans-healing-biocircuits>
5. Patten, L., & Patten, T. (1988). Biocircuits: Amazing New Tools for Energy Health. HJ Kramer.


Original submission in the Polish language available from

[https://docs.google.com/document/d/1L\\_kKbuo4JxrNTcQ8Tu2-fZiEEuKWzsiboSFwN\\_KGAvU/edit?usp=sharing](https://docs.google.com/document/d/1L_kKbuo4JxrNTcQ8Tu2-fZiEEuKWzsiboSFwN_KGAvU/edit?usp=sharing)

For the publication purposes, all figures (in full resolution) are available through this link:

<https://drive.google.com/open?id=1bdxO1306G4WPbxa0mO8vbwLRgsFO30zS>

# A SIMPLE GUIDE FOR PRODUCING



## GANSES OF TRITIUM ( $H_3$ ), DEUTERIUM ( $H_2$ ), HYDROGEN ( $H$ ) AND NEUTRON

December 2018

By Marius Zega, Keshe Romanian Association  
in collaboration with the Romanian Knowledge Seekers

*\* This material was prepared by the team of Knowledge Seekers from the Keshe Romania Association and was written by Marius Zega based on information from M. T. Keshe's teachings and personal experiences of the team in producing these GaNSes.*

### Introduction

Based on Mr. Keshe's Model of the "Universal Order of Creation of Matter", the Initial Fundamental Plasma is considered to be similar to the structure of the Neutron. On the other hand, the decay of the Initial Fundamental Plasma leads to the division of its content into the two components of an atom: the proton and the electron. In this process, magnetic residual plasma fields are also released, which can manifest in the form of light or energy. One proton and one

electron form the Initial Fundamental Atom (which is the Hydrogen atom). Through the addition of one neutron, the Deuterium atom (denoted D or  $H_2$ ) is obtained, and by adding two neutrons, we reach the Tritium atom structure (denoted T or  $H_3$ ), as illustrated in Fig. 1. Deuterium and Tritium are the two isotopes of Hydrogen.

Free plasma of a Neutron contains the entire plasma

spectrum. Therefore, Neutron plays an important role in the creation of any material, in production of energy, and for many other applications of plasma technology. Neutron production is facilitated by the field interaction between the isotopes of Hydrogen, which are the basic building blocks in plasma technology. This publication presents the reader with a simple, practical guide on how to produce GaNSes of Tritium, Deuterium, Hydrogen and Neutron.

### Procedure for producing Tritium GaNS ( $H_3$ )

Tritium GaNS ( $H_3$ ) has high magnetic field strength. It is a basic GaNS used for flight and in energy systems. In its physical state, Tritium is a Hydrogen isotope of atomic mass 3, containing two Neutrons and a proton. In the state of GaNS, Tritium is a plasmatic structure

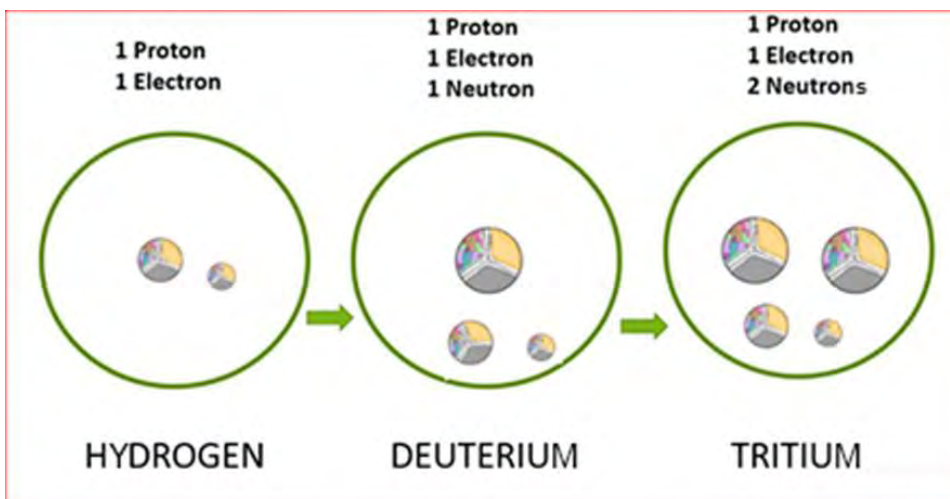


Figure 1. Atomic structure of Hydrogen, Deuterium and Tritium.



that behaves completely differently and shows no radioactivity, despite its name being misleading. What is achieved through the Tritium GaNS process, manifests in the plasma interactions only the structural properties of the Tritium atom. Even if the plasma formula is  $H_3$ , it denotes only the plasma mass of this unitary structure. Tritium GaNS has a very strong magnetic plasma characteristics and is applied in the Keshe space flight technology.

**⚠ Attention!** *Tritium, Deuterium or Hydrogen GaNSes can be integrated into plasma systems for processing various imbalances with a very high efficiency. However, one should restrain from applying these GaNSes in health application, unless they possess the required knowledge.*

Obtaining Tritium GaNS involves the use of a standard  $CO_2$  GaNS production kit, with a Nano-coated copper plate and a zinc plate, connected with an LED. It is advisable that the container used is fairly large and is made of glass. For example, one can use a parallelepiped-shaped glass bowl, or an aquarium with walls glued with a special carbon-free adhesive. The distance between the two plates in the  $CO_2$  reactor is about 12-14 cm. Inside this  $CO_2$  production box, at a distance of at least 4 cm above the water's surface, above the level of the metal plates, an uncovered glass vessel is mounted, which is filled with the  $CH_3$  GaNS. For this purpose, one can mount some plastic hooks to the inner walls of the box. The vessel must not come

into contact with the water in the production box! It ought to be positioned above the level of the metal plates, so that the plasma interactions between the two plates do not directly affect the processes in the suspended glass vessel. This glass vessel's base should be large, so that the liquid in it is exposed over the largest possible area. It should not be positioned between the two metal plates, but above their level. It is necessary that the  $CO_2$  production box is tall enough, so that one can mount the glass vessel inside it.

To hold the  $CH_3$  GaNS, one can use a higher-legged glass (like a glass of champagne) that rests on the bottom of the reactor. Its leg should be tall enough to reach above the level of the metal plates - as depicted in Fig. 2.

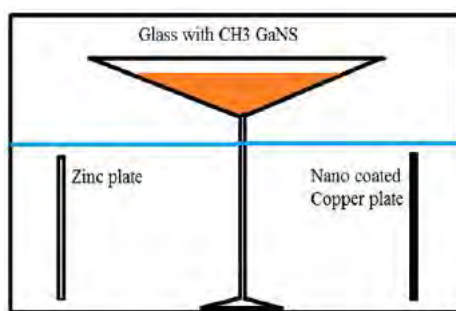


Figure 2. Usage of a champagne cup for  $CH_3$  GaNS production.

The upper part of this  $CO_2$  production box is then carefully sealed, thoroughly separated from the atmosphere (for example, one can use a special carbon-free adhesive). The LED wire between the two metal plates remains inside this enclosed space. After about 10-12 days, in the glass vessel at the top of the reactor one can observe a yellowish or yellow-blue liquid, which is the Tritium GaNS ( $H_3$ ).

Between the Nano-coated copper and zinc plates a plasma carbon field is formed, which like a magnet attracts the carbon field from the  $CH_3$  GaNS in the glass vessel. The liquid in the suspended vessel exhibits the characteristics of the plasma fields of Tritium ( $H_3$ ), forming the Tritium GaNS. Fig. 3 provides a visual representation of this process. This procedure, in which plasma is extracted from a plasma component such as GaNS, is called **plasma reduction**. This is possible due to the special properties of GaNS materials, which are actually a condensation - a manifestation of plasma in physicality.

The reason for not using plastic or polypropylene vessels or carbon-containing adhesives in the Tritium GaNS production are as follows. The plastic contains in its formula Carbon and Hydrogen (the chemical formula of polypropylene is  $(C_3H_6)_n$ ). These elements can interfere, by feeding the plasma processes which take place in the reactor. If one uses a plastic box (polypropylene), as it is commonly used in GaNS production boxes, for example in the  $CO_2$  GaNS production, fields of Carbon from the plastic walls of the reactor are extracted next, after all the carbon in the air is processed. This delays the process of obtaining GaNS of Tritium. With the extraction of carbon from the adhesive, one can discover a rapid degradation of its performance, resulting in leaks. It should be noted that  $CH_3$  GaNS is not always completely transformed. A small part of it usually remains in the GaNS' vessel, mixed with Tritium GaNS.

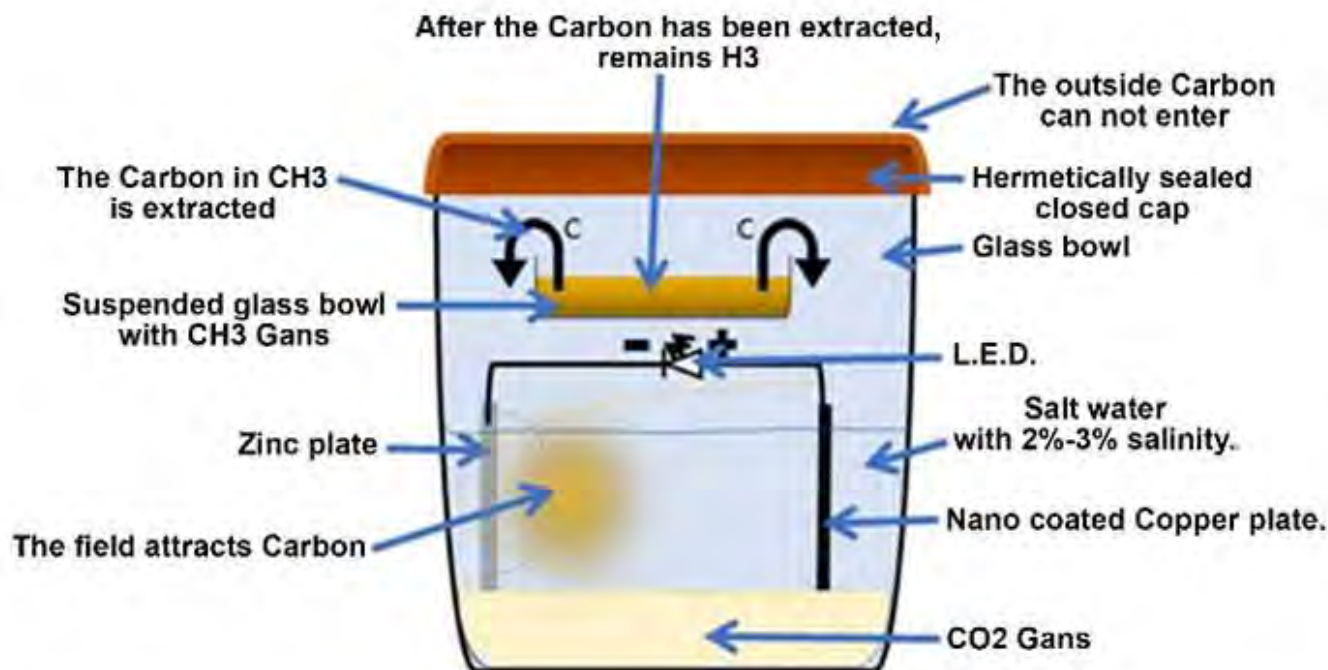


Figure 3. Tritium GaNS production.

**! Advice:** The GaNS should be stored in hermetically sealed glass vessels. The best commercially available, are glass bottles with glass cap and rubber lining.

The plasma of Tritium GaNS has a much higher magnetic plasma strength than the  $\text{CH}_3$  GaNS and an extraordinary area of coverage. One can amplify the reduction process by using a DC power source between the Nano-coated Copper plate and the Zinc plate.

### Procedure for producing Deuterium GaNS ( $\text{H}_2$ )

Deuterium is a Hydrogen isotope which has one neutron and one proton in its nucleus, and atomic mass of 2. Deuterium GaNS is considered to be the "base building block" in the Keshe space flight technology. Throughout the Universe, one can find magnetical-gravitational field packets with the strength equal to the one of proton's,

neutron's and the electron's, which can be 'captured' to produce Deuterium - considered as the "fuel of the future". Under certain conditions, Deuterium GaNS can form diamond crystals during the drying process (by coupling 6 atoms of Deuterium).

This GaNS has a neutral characteristic, it can play either a magnetic or a gravitational role, depending on the system in which it is integrated. It's black in color and if prepared correctly, Deuterium GaNS interacts with magnets. It interacts with the magnet because it originates from the  $\text{CH}_3$  GaNS, which is produced with the aid of a galvanized iron plate.

Because it is made in the plasma condition of the iron element (or in another words, it is "in the iron's plasma field strength") it inherits certain plasmatic properties of iron). Deuterium GaNS is black or yellow.

**! Attention!** Do not use Deuterium GaNS in medical applications unless you possess the required knowledge.

**The first method** for obtaining Deuterium GaNS involves using a standard  $\text{CH}_3$  GaNS production environment. Inside the GaNS production box, above the water level (the same way as in the procedure for obtaining Tritium GaNS), place an open glass vessel with the  $\text{CH}_3$  GaNS and close the reactor hermetically. Plasma processes in the  $\text{CH}_3$  production box, form a kind of special "magnet" for both, the Carbon element (C) and the Hydrogen element (H). Therefore, from the plasma structure of the  $\text{CH}_3$  GaNS, in the smaller vessel located at the top of the reactor, one Carbon and one Hydrogen atom are extracted. In this way one obtains GaNS of Deuterium ( $\text{H}_2$ ), in the iron's field strength.

**The second method** for obtaining Deuterium GaNS is through the restructuring of the

CH<sub>2</sub> GaNS. To produce the CH<sub>2</sub> GaNS one can use a CH<sub>3</sub> GaNS production kit and connect a power supply between the two metal plates. Connect the Nano-coated copper plate to the (+) of the power supply and galvanized sheet electrode to the (-) of the power source. The electrical current used should not exceed 1.5 V and 50 mA. The obtained CH<sub>2</sub> GaNS has a distinct black color. By extracting Carbon fields from the CH<sub>2</sub> GaNS structure, we obtain Deuterium. This can be achieved in a hermetically sealed CO<sub>2</sub> production box. Inside it, above the plates one can place an open vessel with the CH<sub>2</sub> GaNS - Fig. 4. This procedure is similar to the one for reducing CH<sub>3</sub> to the Tritium GaNS. The CH<sub>2</sub> GaNS structure gets depleted from Carbon (C) and reduces to H<sub>2</sub>.

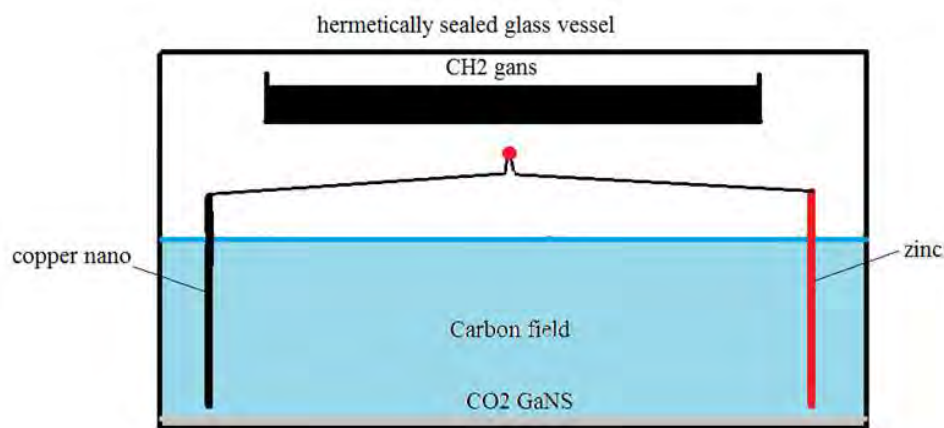


Figure 4. Deuterium GaNS production.

The third method for obtaining Deuterium GaNS is similar to the Tritium GaNS production, but this time one uses a ZnO GaNS production kit - a zinc plate and a nano-coated zinc. The glass vessel at the top of the reactor is filled with distilled water (H<sub>2</sub>O). Again, the entire GaNS production box needs to be hermetically sealed - see Fig. 5.

visually as the distilled water gradually acquires a black color. The process of two atoms of Hydrogen bonding into a Deuterium structure is depicted in Fig. 6.

⚙️ A very interesting application of the later reduction method (#3) is to reduce (in the ZnO<sub>2</sub> box) the CO<sub>2</sub> GaNS to the GaNS of Carbon (C).

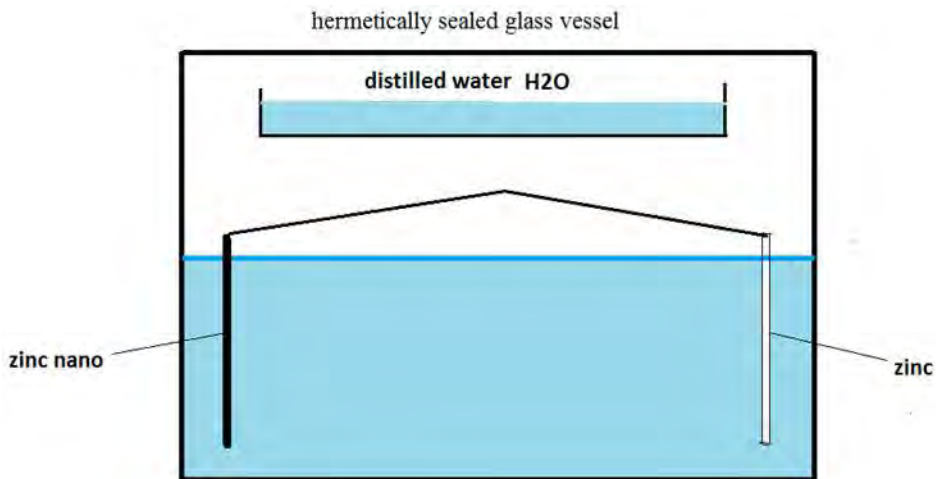


Figure 5. Deuterium GaNS production (#3).

When the Oxygen inside the reactor and in the air is exhausted, Oxygen from the distilled water gets pulled. This phenomenon is due to the fact that submerged in the plasma fields of this reactor, the distilled water is in the plasma state and will behave just like a H<sub>2</sub>O GaNS. The remaining Hydrogen forms the Deuterium GaNS, which can be confirmed

The fourth method involves the use of three dynamic reactors with spherical containers filled with different proportions of the Tritium (H<sub>3</sub>) GaNS. Through the plasma interactions between the three reactors, reduction of the H<sub>3</sub> GaNS in one of the reactors leads to Deuterium GaNS, in the other reactor reduces to Hydrogen GaNS, and the last one remains Tritium.

For Deuterium GaNS collection, use a needle syringe. Remove the reactor's cap and with the syringe needle collect the Deuterium GaNS. Take a sealable test tube, open it and with the syringe needle inject the Deuterium GaNS into it; seal the tube.

**⚠️ Attention!** Store this GaNS in hermetically sealed containers/tubes, which can be Nano-coated for an optimal result. Contact with the atmosphere can affect this GaNS as it interacts strongly with any plasma field in its environment.

Tritium GaNS and Deuterium GaNS are one of the most powerful sources of energy in plasma technology.



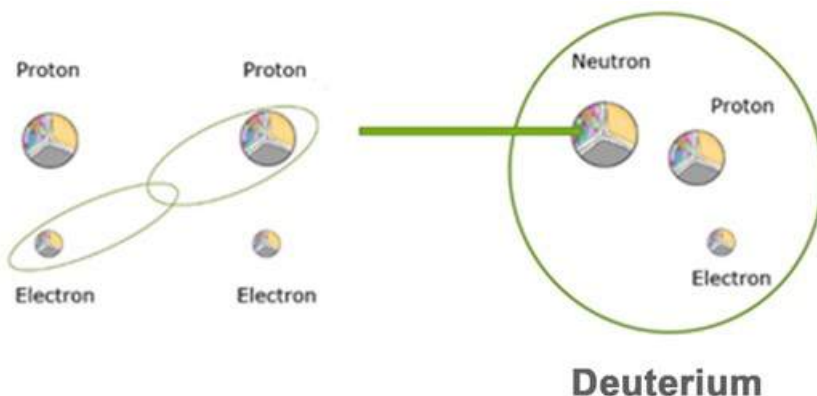


Figure 6. The two Hydrogen atoms in the  $\text{CH}_2$  GaNS structure, form a stable Deuterium structure, through the fusion between an electron and a proton.

Magnets and  $\text{H}_2$  Deuterium GaNS through its affinity to Iron, can be restructured via exposure to strong magnets.

1. Place some Deuterium GaNS between the North Pole of a magnet and the South Pole of another magnet (Fig. 7). The environment of magnetic field circulation between the two magnets, extracts magnetic plasma fields from the Deuterium GaNS, some of which are lost to the environment. Following this extraction, Deuterium loses one Hydrogen atom and  $\text{H}_2$  reduces to a single Neutron.



Figure 7. Deuterium ( $\text{H}_2$ ) positioned between South and North poles of two magnets.

2. Placing some Deuterium GaNS between the two North Poles of two magnets (Fig. 8), results in a concentration of energy between the two magnets. This presence of fields 'fuels' Deuterium with magnetic fields, so that it gains a Neutron and turns into Tritium. In this process Tritium GaNS is gradually produced.

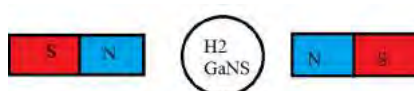


Figure 8. Deuterium ( $\text{H}_2$ ) positioned between two North poles of two magnets.

3. Placing some Deuterium GaNS between two South Poles of two magnets (Fig. 9), triggers a powerful energy extraction process, in which Deuterium loses one atom of Hydrogen to become a Neutron.



Figure 9. Deuterium ( $\text{H}_2$ ) positioned between two South poles of two magnets.

Similar processes occurs in Hydrogen or Tritium GaNSes placed between different configurations of the two magnets.

Thus, a fifth method of producing Deuterium GaNS is through the restructuring of the Tritium GaNS between the two South Poles of two magnets, or between the South Pole and the North Pole of the magnets.

## Procedure for producing Hydrogen GaNS (H)

To produce the GaNS of Hydrogen, one can start with  $\text{CH}_2$  GaNS, placed in an open, glass vessel (Fig. 10). Place it inside a hermetically sealed  $\text{CH}_3$  GaNS production box. This  $\text{CH}_3$  reactor functions as a magnet for the C-H atoms in the  $\text{CH}_2$  GaNS structure and  $\text{CH}_2$  reduces to the Hydrogen GaNS, which is blue in color. Keep in mind that often some  $\text{CH}_2$  GaNS remains in the vessel, mixed with Hydrogen GaNS.

**⚠ Attention!** Do not use Hydrogen GaNS in medical applications unless you possess the required knowledge.

**! Advice:** These three GaNSes should always be stored in hermetically sealed glass containers, otherwise they gradually return to the structure of the raw material from which they were obtained ( $\text{CH}_3$  GaNS). Very practical are the glass jars with a rubber cap and glass lining.

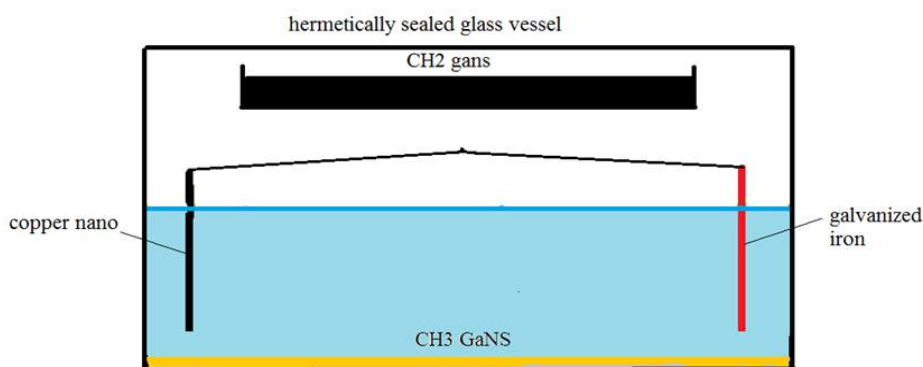


Figure 10. Hydrogen GaNS production

## Procedure for producing Neutron GaNS

The difference between atoms of Hydrogen and Deuterium, as well as the difference between atoms of Deuterium and Tritium, is a single Neutron. Hence one can obtain the plasma of a Neutron by facilitating plasma interactions between these pairs of GaNSes.

However, it is necessary to keep in mind that Neutron plasma obtained in the interaction between Deuterium and Tritium differs from the one obtained in the interaction between Deuterium and Hydrogen.

An example of such a plasma Neutron capture reactor is a dynamic, multi-core reactor made up of three balls of different size (one inside another), rotated by a motor. For best results, these spherical containers should be made of glass. The largest ball is filled with a certain amount of Tritium GaNS in a distilled water salt solution. The middle ball placed inside it, is filled with distilled water salt solution. Inside the middle ball goes the third (smallest) ball, loaded with Deuterium GaNS, again in distilled water salt solution. Neutron plasma gets captured in the distilled water salt solution of the middle ball. Salty water is the best Neutron capture medium because it slows down the plasma fields to their matter state. This Neutron capture is at the plasma energy level.

However, it is necessary to keep in mind that the Neutron is very

unstable. In plasma interaction with other Neutrons, it easily decays into a proton and an electron, thus radiating plasma fields. As a result, Neutrons form Deuterium, Tritium or other new elements. The results depend on the plasma environment we create for these processes, and one of the essential factors in creating this environment is our own conscious intention, the energies we engage in from the Soul level in this process.

Neutron is the initial, fundamental plasma. The Neutron plasma field is at the basis of plasma technologies for producing any type of material, depending on the condition of the plasma and the intensity at which the Neutron is created. Hydrogen, Deuterium and Tritium GaNSes, which are used in the Neutron fields' production, are sufficient to produce any element found in this Universe. All applications of plasma technology are within reach but only through the correct use and understanding of the Neutron plasma field.

## References

Original submission link:

<https://www.dropbox.com/s/bc3y1zwnismuwvs/Procedure-for-producing-special-GaNSes-rev.docx?dl=0>

Links to pictures used

<https://pixabay.com/en/exclamation-point-matter-requests-507768/>

[https://cdn.pixabay.com/photo/2012/04/12/22/25/warning-sign-30915\\_960\\_720.png](https://cdn.pixabay.com/photo/2012/04/12/22/25/warning-sign-30915_960_720.png)

[https://cdn.pixabay.com/photo/2017/03/03/16/13/key-2114330\\_960\\_720.png](https://cdn.pixabay.com/photo/2017/03/03/16/13/key-2114330_960_720.png)

# PAIN RELIEF

by Julian M. H., USA

I strained my right shoulder last week and meant to report that my pain pad effectively corrected the pain permanently in one application.

“



# PAIN PAD COMPANION

by Kathleen L. S., Canada

“

The pain pad has been a constant companion recently.

The other night I was in high end vibratory pain (my body was in extreme pain and vibrating) and I suddenly remembered, ahhh the pain pad, and within 20 minutes the pain was dulled and went away and I was able to fall asleep. To bad it wasn't more flexible so I could wrap it around wherever the pain was focused i.e. arm, leg, knee etc. This is constructive criticism and may be helpful to the architects.

Anyhow it is my salvation and many thanks for that.

<https://testimonials.keshfoundation.org/>



# THE PAIN PEN REALLY WORKS

by Fred H.

The Pain Pen Really Works Amazing, I mean AMAZING. The Pain Pen really works. I have used it for a week now and the pain in my back is gone. I apply it once in the morning for 40 seconds and the ache that I have had for twenty some odd years, gets less and less. I try it on elbows and knees and it works. I do not know how it works but it really works. Even when the weather got stormy and my back would start to ache even more, it no longer happens. I am so thankful for this simple to use device, everyone should have one. My wife is amazed with the difference in me since I started using it. Thank you, again. Please inform me when you are able to start selling the on grid power system as I am in desperate need of cutting my hydro bill. I am a pensioner and the hydro bill takes 90% of my monthly check. Thank you, again, I am forever grateful for your help with my back.

“



## EXCEPTIONAL PEN

by Fabio V., Italy

I use it by resting it on the neck for about 10 minutes, since I suffer from cervical pain. I must say it works exceptionally, it keeps me longer time without pain!

“

<https://testimonials.keshefoundation.org/>

## ABC of publishing in Plasma Scientific Journal

### A. Prepare your work

Firstly, you need to prepare. You can either document the work which has already been done and perhaps even presented by you in the testimonials meeting or website, or you can plan a new experiment. You should always be **clear** on what you are trying to achieve and **document everything** as you go (label and take pictures).

### B. Write your paper

Gather all the notes and pictures together and when writing your paper **put yourself in the reader's shoes**. Do not assume anything but present everything from the start, explaining every aspect of the experiment, which may not be obvious, and remember that "a picture is worth a thousand words". If needed, relate to other peoples' work by referencing their articles, websites or other openly available resources. Start by downloading the Scientific Plasma Journal **template** and **short guide** for authors available at <https://support.keshefoundation.org/faq.php?section=science-journal&qid=189#q189>

### C. Upload and submit

Once finished, upload your Word, OpenOffice or PDF file onto one of the cloud or filesharing services, or even onto Facebook. Go to <https://support.keshefoundation.org> and from the drop-down menu select **Plasma Scientific Journal Submissions** and press **Go**. Through this website, you can either submit your work, ask a question or access resources and the FAQs.

Any question? Get in touch with us via <https://support.keshefoundation.org>

The full version of this article, author guide, and templates also available at: <https://keshefoundation.org/education/news/kf-ssi-education/plasma-scientific-journal/plasma-scientific-journal>

**Submit your publication today! Be the Creator and shine for others to see your beauties.**

# JOIN US

Looking forward to receiving the questions daily:  
[education@kfssi.org](mailto:education@kfssi.org)



### PLASMA FOR YOUR SPECIAL ONE

- 1 MAGRAVS ALKALIZER & ENERGIZER
- 1 PLASMA ONE SOUL T-SHIRT
- 1 GANS BULB HUMIDIFIER
- 1 PLASMA LIQUID HAND SOAP
- 1 PLASMA EYE AND MIGRAINE MASK

**PACKAGE PRICE** € 199.99 + TAXES  
**SHIPPING** € 19.99

### YOUR PLASMATIC SECRET

- 1 PLASMA NECK PAD
- 1 PAIN PAD
- 1 PAIN PEN
- 1 PLASMA INSOLES
- 1 PLASMA SEAT PAD

**PACKAGE PRICE** € 399.99 + TAXES  
**SHIPPING** € 19.99



Valid until 31.12.2018

# WINTER SPECIAL



Available on <https://store.keshefoundation.org/store>

WWW.KESHEFOUNDATION.ORG

