

KF PLASMA TIMES

July, 2018

Updates from
Arizona
Research Center

"With the newly released information it is inevitable that the spaceship will be brought to birth."

Jon Bliven

SPACE TRAVEL: MANKIND IS READY!

Keshe
Foundation

is not only about 'the generator', but is mostly about changing the world.

Remember
Fabio Alfonso

"We thank you Fabio for your beautiful soul which is amongst us now."

M.T. Keshe

Scientific
Journal
Plasma imaging

Could this be the first step in visualizing plasmatic fields?

Plasmatic
developments
in Romania

Together, as a group, we have created plans for the future for studying, understanding and applying plasma science.

TABLE OF CONTENTS

- 03 **KESHE FOUNDATION NEWS**
Updates from Arizona Research Center
- 05 **KF SSI EDUCATION**
Plasma students win first prizes in Romania
- 06 **PLASMA PRODUCTS**
One Soul Plasma T-Shirt
- 07 **FABIO MEMORIAL**
Join us in remembering Fabio Alfonso
- 09 **MEDIA COVERAGE**
With this technology, Naomi was out of coma.
After three months.
- 10 **LANGUAGE COMMUNITY**
Romanian team building on M.T. Keshe
Plasma Technology related topics
- 14 **PLASMA SCIENTIFIC JOURNAL**
Making Plasma fields visible and measurable
Christian Böttgenbach, 2/2018, Student at KF SSI Education
- 20 **TESTIMONIALS**
Changing the world
- 21 **JOIN US**
KF WIKI is growing!

ARIZONA RESEARCH CENTER

by Jon Bliven

Is the finish line really the start line? As we inch even closer to showing the spaceship the question for many is what now? For years the foundation has built its roots as a space foundation dedicated to bringing about peace on Earth.

The road to completion has been bumpy and filled with both doubters and supporters. With the newly released information it is inevitable that the spaceship will be brought to birth. There are many that are pushing the boundaries to test and understand the new knowledge that has been shared freely and openly. The showing of the ship will only open the door to education and training of a new generation of explorers.

During the month of June there have been a couple of workshops that have opened the doors wide open for those who have been following the teachings and can put the pieces together. The teachings on the **228th Knowledge Seekers Workshop** (<https://youtu.be/NdEx5R4eGC0>) helped a lot of people truly grasp the concept of how we can pull the neutron from the plasma and use it for opening up the light to create the spaceship.

A plasmatic light ship utilizing nano crystalline structures linked to the pilot and crew. The ship becomes a living entity which only those of a similar vibration can enter. The concept of trying to weaponize them for war will not work for these type of craft.

That does not however leave them vulnerable in space as they will have cloaking and a powerful force field giving them an advantage over other craft.

I get a lot of questions about the generator with many people asking when it will be made available.

For those following along with the work of the foundation and the events of the world it has been a momentous effort on the part of Mr. Keshe and those around the foundation to reach the levels we have and keeping the majority of the foundation out of harms' way.



There are many strong factions on and off earth that have not wanted things to change on this planet. The grip of power was very strong reaching almost every area of our lives.



Not only was it important that the technology come out but that it come out in a way that the public could embrace it as part of the new way forward. Time after time Mr. Keshe had to stand firm in his decision to make sure the foundation of understanding was strong enough and diverse enough that one person or one country could not continue the old game of hide and seek.

We all had to wait while wars and deception continued to play out and leaders turned a blind eye to the crimes at the highest level. The games of distraction and manipulation are reaching an end and soon people will have other choices to make in their lives. The reason for the release of the spaceship first is because with it you will get everything.

It will create a myriad of new products and innovations that will cut across every industry and affect every nation. The information taught allows us to tap into it all. The beauty of it is that it is not restricted to only the wealthy as all have an equal opportunity to change their life and that of their communities.



So it should now become clear that the finish line of the spacecraft is just the beginning. It is the start of moving away from the old paradigms that have enslaved the population of earth for the benefit of a few, and to move to a system where all can begin to thrive. It will take a lot to open the factories and cities of tomorrow while assisting a population that has spent a lifetime believing that there was never more than what they had in front of them.

Countries that have been devastated by war and years of abuse and corruption will need to be healed and the task is great. The good thing is that the technology is such that it can rapidly change things to bring about a new energy of hope and love for all. For those who have been imagining the cities of the future the tools and the resources will be made available that great projects can come forward.

The template that China has built can now be expanded to incorporate the tools birthed from the spaceships. If you have retired your old working clothes it may be time to think of some new ones, perhaps a star trek suit?



The group of plasma students, led by a physics teachers Cindea Nicoleta and Giani Marin Boia, made a detailed presentation of several forms of plasma technology, including GANS, coil winding and using a volt meter to demonstrate power in the MAGRAV battery.

A Grade 5 student, D. I., won 1st Prize for his Gravitational Magnetic Battery experiment,

Plasma students win first prizes in Romania

Keshe Foundation is happy to inform that on the 9th of June 2018, four plasma students in Romania won the first prize, out of students from many schools in the Minitehnicus County Contest in Petrosani, Romania.

which followed a study conducted by his physics teacher and researchers from the study group Plasma Hunedoara.

The Nano Team consisting of three young knowledge seekers known as "O.D.A." in the ninth grade at the Technical College 'CONSTANTIN BRANCUSI' in Petrila, won 1st Prize in the video section of the contest.


Attendance was over expectations, with 49 students and 10 teachers, and works were presented from numerous participating schools. The students presented practical works performed within the circle of the Children's Club in Petrosani in front of the 10 teachers.

The award comes from eTwinning, a community for schools in Europe.

More than 1.200 schools in Europe have been awarded the "eTwinning school certificate" in 2018-2019, and the technical college Petrila is among 60 schools in Romania that have obtained this European title.

Thanks to Keshe Foundation, Keshe Romania Technology Development Group and Plasma Romania Science Association for the development of Keshe Technology in this community, inspiring the upcoming young scientists presenting this innovative plasma technology to the world.

Many thanks to Barbu Constantin and Keshe Foundation Romania for providing this information. We look forward to further developments!





ONE SOUL PLASMA T-SHIRT

CE Medical Device Class I

- ✓ Composite star formation creates plasma field interactions
- ✓ Keeps the chakras in the correct positions
- ✓ Balances body, emotion & soul
- ✓ Special plasma formula



One Soul Plasma T-Shirt is the result of a long period of study in the field of integrated Keshe Plasma Technology with ancient knowledge. It has the purpose of keeping the chakras in the correct positions and dimensions. The front GANS embedded symbols transmit the specific connotations and all the peculiarities, while the two back GANS embedded bands interact with the front symbols and create a calibrated plasma field. This calibrated field, however, interacts with the Magrav field of the Sun and the Earth and this creates a spin that has an upward direction, the one that the Tibetans call Kundalini.

The **One Soul T Shirt** is able to balance your mind, soul and body. In the same time it allows you to have an excellent starting point for mediation, therefore, to have more easily states of higher consciousness otherwise difficult to reach.

229th Knowledge Seekers Workshop
<https://youtu.be/uYJXoUUvGGg?t=2h49m3s>

Available on:
store.keshefoundation.org/store



NOVEMBER 8TH, 1993 - JULY 6TH, 2016

” We thank you FABIO for your beautiful soul which is amongst us now. Thank you, the Keshe Foundation in respecting the four days of contemplation required for transition of the energy of dimensions of physicality to its non-dimensional status, where the new life needs, to take its place amongst other souls of the same order, where the new soul is now aware of both dimensions of true existence in the universe. Now some of us might have been enlightened more about the birth, position and new dimensions of life in some of the realms of creation. Blessed are those souls, who understand this transition and manage to ACHIEVE it in its fullness as it did take place with the soul of FABIO.

M.T. Keshe



” Mi piange il cuore di dolore per questo angelo volato in cielo.

Annarita A.

” Bright lights shine no matter where they are. You will be missed but not forgotten. Shine on!

John Bliven

” Goodbye Fabio. Gratitude for all of your efforts. May your Being continue as a Voyager of the Universe.

Rick Crammond

” This is a shock and so sad my heart goes out to his family, even not knowing him one can tell he touched the heart and soul of those he met, may the good Lord go with him.

Carvel Smith

” FABIO que la beaute de ton ame te conduise en ta demeure eternelle.

Yatoute Maguiman

” I am confident that the time it will take this sadness away and which of you, I will remain all the laughter that you gave us within those four walls. Your trying to explain the “scepticism” to beo, your definition of tension in physics through a “zoca”, your infectious laugh and your hiding in the locker, to scare the professor. RIP Fabio Alfonso.

Simona M.

” Those we hold closest to our hearts, never truly leave us. They live on in the kindness they have shared and the love they brought into our lives.” We would like to express our deepest condolences to Fabio's family and we will pray for Naomi and her family. We hope she will be fine soon. Our thoughts and prayers are with them and the members of the Keshe Foundation at this difficult time.

Philippe S., Elke L., Valérie H.

” Dumnezeu sa aiba grija de sufletul celui plecat si sa ajute pe cei ramasi sa treaca cu bine peste aceasta grea incercare a vietii.

Radu B.

” My dear brother, you touched my heart like you have with every single person you came into contact with... We elevate your soul to the realms of balance and correctness... peace always...

Luigi Di Serio

” You were a person who left a mark in the lives of everyone you met... Your laugh will always remain etched in my memories. I'm proud to have met you... You've always been a great do. Take your joy wherever you are now.

Anna N.

” Sending My deepest Prayers to Fabios Soul and all Healing Intentions to Naomi.

Renan

” I can not say anything. I met him in Bari, I just love his smile, his hair style, such a great young man. handsome and with beautiful heart.

Lisa

” Gracias, FABIO. El anonimo y maduro joven (1993-2016) detras de la camara, tecnicamente permitiendo que miles y miles nos encontrasemos online para aprender y compartir como uno. Tu fisicalidad ya ha transcendido pero tu esencia permanece entre nosotros. Desde mi corazon, GRACIAS. NAOMI, estamos contigo y con tu familia.


Lucia

” La notizia mi ha colpito! Parole e sentimenti d'amore e amicizia, così manifesti e densi che il minimo e Un sentito Abbraccio di solidarietà a tutti ...

Massimiliano Tripoli

” Fabio. With deepest condolences. Naomi. As you recover our thoughts are with you.

KFSSI Poland



Fabio & Naomi.

Nel Maggio del 2000 ho conosciuto una delle persone più importanti della mia vita, ho conosciuto colui che sarebbe diventato un fratello acquisito, ho conosciuto una persona di cui non potevo e non posso far a meno ..tu Fabiuccio, fratello, io e te, culo e camicia, siamo stati sempre insieme, elementari medie e liceo. Abbiamo condiviso di tutto, libri, giochi, vestiti, scarpe e anche mutande, momenti speciali, risate, cazzate, pianti, dolori, abbiamo condiviso la nostra vita, le abbiamo mescolate un pò, è stato un onore passare gli anni più belli della mia vita con te.

Non so come avrei fatto senza te, mi sei stato sempre vicino dalla cazzata alla cosa importante, sapevo che tu eri sempre presente per me, il mio punto di riferimento, il mio confidente e consigliere, il mio tutto.

A distanza di tre giorni non riesco ancora a crederci, e pensare che poche ore prima ci eravamo sentiti come al solito come nostra abitudine e ricordare quel tuo "ciao amor mi" mi uccide... per me sei ancora vivo, ti sento sempre vicino e ti porterò nel mio cuore PER SEMPRE! Mi manchi, manca il tuo sorriso, i tuoi occhi, i tuoi capelli biondi, la tua sincerità, spensieratezza, eri una boccata di ossigeno, per me eri già un angelo. Come ti dicevo sempre, avevi tantissimi difetti, tante imperfezioni ma in tutto ciò per me eri perfetto. È la cosa più dolorosa che abbia mai fatto, ma devo lasciarti andare Fabio, piangermi addosso tutti i giorni non ti riporterà indietro sarebbe un massacro... Anche se non ci sei più, sei riuscito a stupirmi ancora una volta, insegnandomi molte cose anche da lassù, vivrò ogni attimo della mia vita al meglio, cercando di sorridere sempre come facevi tu! Il fato, a volte bastardo e ingiusto, mi ha portato via te, ma resta ancora una speranza per la mia migliore amica e ora desidero solo rivederela e abbracciarlarivedo te in lei.

Spero di divenire un giorno la metà di ciò che eri ..avevamo un sogno in comune e ti prometto che lo realizzerò per te!

Domenico

Thank you for trusting your son in our hands and our KF family.

He was a very hard working young man exactly the way you have nourished him to be respectful, responsible and always analyzing everything that nothing could go wrong.

And straight away using and improving, when he received new knowledge about something.

I have had many conversations with Fabio outside on the terrace having a coffee together escaping for a few minutes out of the office, and knew his way of looking at the world was so out of his principle of where can I learn more to add more to my knowledge.

Always ready to serve and assist wherever he could, even if it was fixing electricity or computers he loved so much to work with.

Give me a computer and I am at my elements, he used to tell me so many-times.

So many times telling me of the times when he was learning from his dad and spending a lot of times working with him side by side.

Always expressing this, I know my dad thought me. I still remember Fabio as a fresh shy young man and the way he changed over a period of one year in to a very mature man , Without losing his beautiful pleasures of life and love.

We are very great full in knowing this wonderful man.

He will stay in our hearts and anyone that came in touch with Fabio.
Thank you!

Carolina De Roose

I feel with you, Fabio is also a friend for me and I feel very strong, that there is a greater purpose in it, maybe heaven wants us to go forward much stronger now and much more as one planet Fabios accident is still fresh and me too,i felt very sad. Only five month ago we sat in a Pizzeria in Trani and talked about god and everything and now i will never see him again? For sure i did n't know him like you did. And this maybe makes it more easier for me to let him go, than for you. I know very well how it feels when we have to live without our loved ones, i lost my first wife after only one year of marriage, through a sudden dead. That's why i know, we have to let go those who passed away and accept what is not acceptable. Maybe my thoughts can help you a little bit. I believe that every thing has at least two sides. The one side we already know, we have been confronted with, it is the Shock, the grief, the sadness the loss. But what would be the other side of the same? The accident forced Fabio to be liberated from his physical boundaries, so he is still there but without the physical,without the lower, he is in the higher realms much more free than ever before. So this morning, when i got up i tried to focus more on this other side, i thought of Fabio and realized, that he was there immediatly. And he already tried to teach me from above. This brought me a great joy. And i could see him like a angel full of joy, weaking, protecting and doing a great job there for all of us. I am sure now, that he wants us to go foreward even faster and stronger and much more as one. We still work together just from different sides of the veil. So now i can feel the sadness and the joy at the same time. Do i now still have to feel the sadness, in order to prove others or maybe him, that he was dear to me? Or can i go straight forward in to the joy and meet him where he is now and learn from him? Letting go what we have lost and going to,embracing what we have gained. This question every one has to answer for him/her self. I chosed the second one. And now i can embrace him with joy and give him what he really wants and i can carry on with my daily job, helping others and helping the world.

Peter S.

MEMORIAL FOR FABIO ALFONSO

7TH JULY 2016

 **livestream**

<https://livestream.com/accounts/20368869/events/5762420>

 **YouTube**

<https://www.youtube.com/watch?v=nR31FiNIALI>

JOIN US IN REMEMBERING FABIO ALFONSO

5TH JULY 2018, 9:00 CET

 **livestream**

<https://livestream.com/KFSSI/KSW>

 **YouTube**

<http://www.youtube.com/c/KeshefoundationOrg/live>

With this technology, Naomi was out of coma. After three months.

By Emanuel



Two years ago July, 21 year old Naomi had a car accident in which sadly her partner died. The car accident was so severe that she barely survived.

Naomi was urgently rushed to Bari Hospital in Italy. We talked about this accident with Emanuel Spiteri from the Keshe Foundation, Malta. He told us how Naomi had been in a coma "due to this car accident."

"Naomi was taken to hospital and ended up in a coma. She had about 20 fractures throughout her body, a damaged spine, severe brain damage and other damaged organs. It was discovered later, that her brain was without oxygen, for about 15-20 minutes."

The pain in Naomi's body was so severe that her heart was beating faster than normal. This severely threatened Naomi's survival. **"Because of the pain, her heart rate was elevated to 130 beats per minute and peaked at over 180 beats per minute, continuing constantly day and night."** The doctors started to lose hope.

"The doctors said they could not give her pain killers to lower her heart rate because it would poison her. The only possibility for survival was that her heartrate would return to normal, once the pain stops after the bones are knitting together."

She was in such a serious condition, that doctors told her father Giovanni, to start preparing for the loss of his daughter.

"The Doctors also told Giovanni that even with all the medicine available, there was no chance that Naomi could make it."

At this point psychotherapy was offered to him, in preparation for the imminent death of his daughter. Naomi was in fact placed in a room which was used for patients who had no chance of recovery. Giovanni sought a possible solution from the Keshe Foundation Plasma Technology.

"Giovanni now was the last man standing in for her, and he chose to use this new technology, which was suggested to him by Mehran Tavoli Keshe, the Founder of the Keshe Foundation. So Giovanni tried to find a way to relieve his daughter's pain until the bones start knitting together. "



Naomi's father used the technology known as Keshe Plasma Science Technology and it started taking effect within 45 minutes of application.

"To reduce the pain, her father prepared two blankets and placed

them on top of each other with patient's (pelvis area) between. Inside these blankets (inflatable mattresses) he put 2 litres of liquid plasma water" and the pain stopped completely within just 45 minutes of application of this technology. He also made a helmet filled with this plasma water to stop pain in her head.

With this technology, Naomi was out of the coma in 3 months and today she is alive. What we did not mention is that Malta is part of the Keshe Foundation, and is now saving lives like Naomi's with their technology.

Therefore, the Keshe Foundation wishes that this technology will be used all over the world as it is being used in Malta.

"The Keshe Foundation made a call to all Governments worldwide to bring in their scientists, in order to learn and demonstrate the power of this technology to their nations. Beyond this, we wish for the Maltese doctors and scientists to learn about this technology and put it to good use."

We also wish for the teachings of this technology to be included in our education system, and we wish for our authorities to investigate and learn more about this technology. If this technology can be further implemented in Malta, the Foundation believes that many lives will be saved."

This was originally written by Xarabank.com.mt which is the website for the Maltese TV programme Xarabank.
<http://xarabankbackstage.blogspot.com/2018/06/iil-missierha-qalulha-li-bintu-tmut.html>

ROMANIAN TEAM BUILDING ON M.T. KESHE PLASMA TECHNOLOGY RELATED TOPICS



Keshe Foundation Romania researchers and colleagues met for a few days, between 12 and 15 April 2018, in Bran, Romania.

The purpose of the meeting was to get to know each other in person and to share the ideas of various plasma devices that were built by some of us. We wanted to build an effective communication bridge between researchers, teachers, students and colleagues. Also, among us there was a physician who worked on the understanding of universal phenomena by studying the interactions of different plasma fields.

As planned, we spent an entire day testing the various devices that were created either individually or in groups and we have seen the results in balancing our energies. Overall, the applications we experimented created a state of balance, inner peace and well-being to every one of us.

We were 20 people who have been studying Keshe Plasma Technology for at least one year. Also, there was a therapist among us who hadn't have any knowledge about our field of activity and he was very enthusiastic about our group and the results we had by studying and applying this technology. The therapist was able to quantify the influence of plasma devices on us through his measuring equipment and procedures. His conclusion was the devices had an immediate and obvious well-being effect.

We were all able to notice a general state of calm and harmony throughout these days, although there were many different personalities there who have met for the first time. This effect probably appeared due to the density and diversity of the plasma devices there. At the same time, those present shown enthusiasm and curiosity of analyzing and interacting with all the devices there.

Also, we had the privilege of watching the teachings shared in the "Spaceship Blueprint Open Day" together, as a group, and we have created plans for the future for studying, understanding and applying plasma science.

PLASMA DEVICES BUILT AND TESTED BY THE ROMANIAN TEAM






.02 MAGRAV PROCESSING DEVICE
WITH TUBES AND PUMPS



.03 MAGRAV PROCESSING DEVICE
WITH NANO TUBES AND PUMPS



.04 STAR FORMATION
WITH DYNAMIC REACTORS




.05 MAGRAV PROCESSING DEVICE
WITH 2 DYNAMIC DOUBLE CORES



.06

EXPERIMENTAL MAGRAV PROCESSING DEVICE
WITH DYNAMIC REACTORS



.07

STAR FORMATION
WITH MAGRAV COILS



.08


DUAL MAGRAV COIL
PROCESSING UNIT



.09 EXPERIMENTAL MAGRAV PROCESSING DEVICE WITH DOUBLE TUBES AND LIQUID PLASMA



.10 MAGRAV POWER UNIT



.11 EXPERIMENTAL MAGRAV PROCESSING DEVICE WITH COILS - PORTABLE UNIT



“ THANK YOU, MR. M.T. KESHE, FOR THE CONTINUOUS EFFORTS TO SHARE THIS BEAUTIFUL KNOWLEDGE TO THE WHOLE WORLD! ”

Making plasmatic fields visible and measurable

Christian Böttgenbach, 2/2018

Student at KF SSI Education

/ OBJECTIVE

This is the description of a method to make visible, compare and measure plasmatic (MaGrav) fields, as requested by the Keshe Foundation.

It is an ongoing study, the results encourage me to share the method used and some of the results at this early stage. I want to set up a database to be able to show, determine and measure the plasmatic fields of GaNS.

I use a method of creating rising pictures through a capillary-dynamic process, that has been developed by W. Hacheney.

/ METHOD

Any sample will release its fields with help of water into a suitable filtering paper during a capillary-dynamic process. This happens, because the fields can create micro-motion in matter state fluids, if the fluids are in an open state of matter, GaNS-like. Usually we do not see this motion created by fields, but when absorbed instead of pressed, fluids, especially waters, will freely release the fields they are carrying, in shape of micro-motion, to another medium.

In this special setup this motion of the water is being braked, when it is absorbed through capillary diameters of 2 micron or less. We use metal salts to colour this otherwise invisible process. The metal salts are released, where the micro-motion slows down, giving us an exact copy of the field-induced motion of the carrier, the water.

/ HISTORY

Wilfried Hacheney developed and used this method to determine morphology and powers (MaGrav fields) behind the substances he has been working with as an engineer. He made about 150.000 images this way. I was taught by him how to create and analyze the resulting images.

His invention corresponds to earlier developments by E. Pfeiffer, W. Kaelin, L. Kolisko and others, going back to hints by R. Steiner about 100 years ago.

A more recent dissertation by Aneta Zalecka (Uni Kassel, 2006) reveals, that even the older methods of creating rising pictures are valid scientific methods, concerning comparability and evaluation of the quality of food. We met her in her lab to watch her work and discuss results.

/ PREPARATION

Materials:

- Get Kaelin petri dishes (amorphous glass) with a rise in the middle, for the fluids to gather in a ring close to the outer rim. They can be bought at "Forschungsring Darmstadt e.V." in Germany.
- Buy argentum nitricum (2%) and ferrum sulfuricum (2%) as well as a pipette and small bottles with pipettes for dispensation of equally sized drops. You can probably get that at your local pharmacy.
- Have gloves ready, otherwise you might create an image of your DNA. I use simple disposable latex gloves.



Kaelin Petri Dish

- Find suitable **filtering paper**. I use a special paper, 100 gr/m², ca. 200 micrometer thickness, with an opening of 2 micrometer or less. My paper had been developed by Mr. Hacheney, until now I did not find anything matching its quality. I am working on that with Hahnemuehle, one of the most renowned producers of filtering and technical papers. The paper is the most important ingredient for the creation of these images. Without the right paper you might still get some pictures, but no clear, measurable shapes and relations. Blotting paper and orthochromatic paper will not work sufficiently.

- Use neutral water, it is needed as a reference and a carrier substance. All fields carried with the water will influence the images. Keep magnets, crystals and all "water-guru" stuff away from it. I use distilled water and additionally I try to bring it into the best state to be able to transfer the fields into the filtering paper. Our breath can teach us there: The water droplets in our breath are about 2 micron in size, creating a huge surface of about 300.000 m² per liter. This way the fields can easily be taken over by the water. I use a "levitation device" to move the water very fast (6x speed of sound), without pressure, into a special shape, to open it up into these small droplets. Existing fields carried by the water are being erased during that process.

The water will be in the same state, have the same "inner surface" (if you add the surfaces of the micro droplets), as we have in our breath. Of course, you can do without that machinery. I just explain it to add to the knowledge and to offer an idea, what your soul might wish, when preparing the water. Cooking also helps to increase the inner surface of water and to erase some fields.

- A **scanner** would be handy to document the results. I scan the images with 2400 dpi, raw format and without backlight. It would be better to use a backlight to also acquire the faint shapes below the surface of the image.

No image processing at scan time recommended. Some software like "**riot**" to resize the images and "**ImageJ**" for filters, measurement and evaluation might be helpful afterwards, both are free.

SETUP

- Create an environment with little disturbances from all kinds of fields and radiation, including direct light, because they might influence the process. The results are also slightly influenced by the fields of daytime, earth, phase of the moon, planets and stars. For best results, **20° Celsius** and **50-60% humidity** are preferable. Small deviations might result in slight changes of size and colour but you will still create a useful image.

- Cut the filtering paper into sheets of 167 by 167 mm. Then make an extra cut, 25 mm from one of the borders. Bend the paper to a tube and bend the extra snippet away or cut it off, like I did on the picture. Attach a stainless paperclip to keep the paper in shape. If you use something else than a Kaelin petri dish, check the size of the paper you need beforehand.

- As it is a sensitive process and we have the same fields within

ourselves, that we are creating images of, be aware of your emanations. It would be advisable to be in a balanced mood.



**Method of creation
(W. Hacheney)**

- Label the paper with the sample used and date of creation. Place the clean Kaelin petri dish, dispense up to 3 drops of GaNS Liquid (depending on the material to be tested) into the ring and add 4 drops of water. I use distilled and levitated water for neutral and powerful results. It might be necessary to create images of your water also, as a reference. Actually, you can examine anything this way, be it

fluids like blood (use only one drop of blood), saliva, juices from plants or hard materials or even emotions, if you add them to a fluid like water.

- Then place a suitable filtering paper, prebent to a tube, into that dish, so that it absorbs the liquid at the bottom. The orientation of the gap should be to the north.

- After about 20 minutes add 4 drops of silver nitrate solution (2%) and 3 drops of distilled water and put the paper back into the petri dish. Always check the orientation.

- After another 20 minutes add 3 drops of ferrum sulfuricum (2%) and 4 drops of water, same procedure.

- After 20 minutes again, add 2.5 ml of the water (preferably distilled and levitated) and then let it dry for about 12 hours. Remember to keep the image protected from direct light until it is dry.

- Then give it some light, diffuse daylight is fine, for development of the colours, for about one day. If you are testing other substances, it may take several days to develop them. Although sulfur stops the development of the silver, the pictures may become a little darker and lose some sharpness over time. Images may also change over time according to the state of the origin of the sample. I scan them, when they are ready.

METHODS OF OBSERVATION

The best way to observe the results would be a light box, because when observing just the surface of the paper, some faint structures will remain hidden. Placing images on a window (daylight) works very well, too. Otherwise you might want to use scans of the image, which allows to enlarge them easily.

I got a special pair of compasses (Relationalzirkel) from Mr. Hacheney. He told me to pay attention to all shapes and compare their relations to each other with it. It is also possible to measure and compare everything else, the most easy thing to start with is the height of the images. All GaNS images I created until now, show a different height, depending on the GaNS used as a sample. CH_3 images build up about 10% higher than CuO_2 images.

The most important element of all observation is unbiased perception. Do take your time to repetitively watch an image without any assumptions, until it starts to reveal its secrets. The more images you have seen, the faster and easier important correlations can be found. Gain experience, reading the pictures really is an imaginative process.

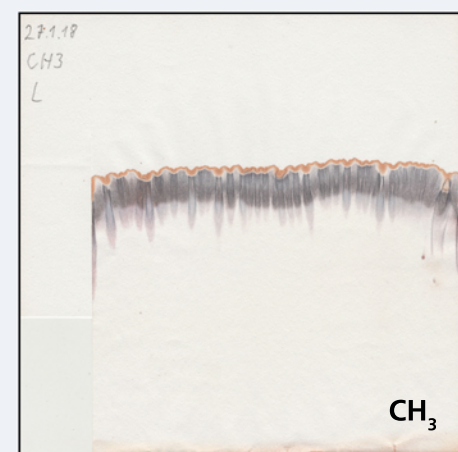


The main reason to choose this method is its exactness, you can literally see everything in these images, if you have learned to read them. I am still at the beginning but would like to mention an example of exactness, that I experienced with Mr. Hacheney: When I gave him an image of my saliva, he looked at it briefly and told me that I have got two dead teeth. I only knew of one and I could not even see specific teeth in the image then. The other day I went to a dentist and it turned out that he was right. But it was far more, what he told me about my teeth, about certain weaknesses and strengths, what will happen to them and how to bring balance and health to them. What he could read out of an image of my blood, was even more astonishing, because he could see very specific things, that where going to happen in future. This is not a miracle, because every process initially occurs in the fields, before it manifests in matter state. Knowledge seekers know that anyway.

As a child, I was in a lucky situation, like Mr. Keshe, having a father that was dealing (literally) with X-ray films. My father also sometimes had to teach physicians how to read their images and he showed some at home. Also I studied eurythmy, which helps me now to understand the characteristics and qualities of the movements of the fields, which we can see in the rising pictures. Everyone has his own background, even more so it is desirable to find some kind of classification and standardization for this process, so we can compare, determine, practice and understand, wherever we are.

BASIC CLASSIFICATION

I created several series of images of $\text{CO}_2 + \text{ZnO}$, CuO_2 and CH_3 GaNS.

I will only show one of them, all 3 images were created simultaneously. Before we can compare them, we have to find a rough classification. Enlarge the pictures and perceive them. Take your time!



The images contain several obvious elements:

- A brownish upper horizon with a special thickness, amplitude, curvature and intensity.

A second, blurred, grayish horizon, with clear differences in thickness and intensity, interrupted by vertical cylindrical pipe shapes.

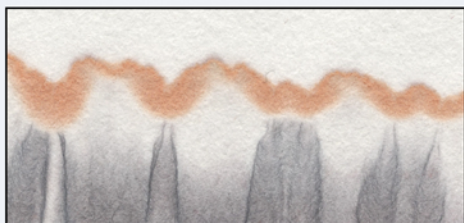
- The pipes themselves, they seem to be 3-dimensional, at least. They strongly differ in many aspects, depending on the GaNS Liquid used as sample.

A closer look will reveal many more elements. Directions, relative angles, rotations, opacity, convexity and concavity as well as repetitions, sizes and amplitude can be taken as separate elements. This work is still in its initial stage.

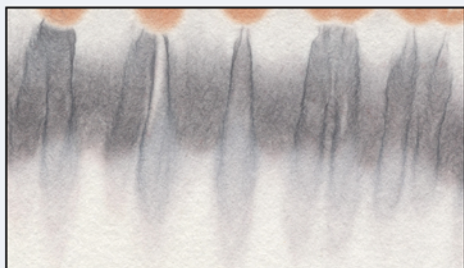
We will continue with a simple examination of the upper horizon and the pipes.

SHORT EXAMINATION WITH DETAILS OF THE IMAGES

CO₂/ZnO




Look at the brownish horizon. This sample shows an astonishing horizon there, because it has a lot of twin hills, and also alternately bigger and smaller hills. At some places, this horizon seems to fade away from below.



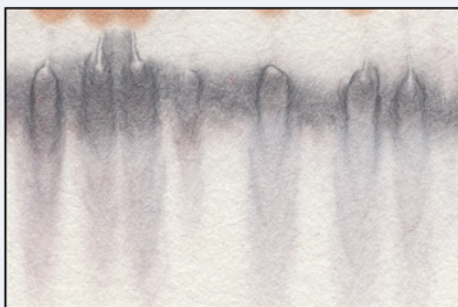
Many of the pipes show up in pairs that seem to correlate.

They regularly touch the upper horizon. Some of the darker pipes stay open at their top, where they touch the brownish horizon. Some of the single, thin and less coloured pipes seem to prick the horizon with their thin peaks.

CuO₂

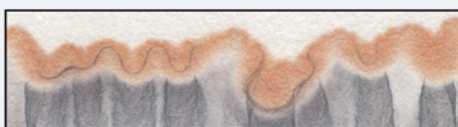


Here we find an irregular-shaped, rather thick horizon, with hills pointing into different directions and deep, in part narrow valleys. Below it there is a very faintly colored region.



The pipes are mainly closed quite flatly at their almost colourless top, way below the brownish horizon. They are rather short and weak, unable to push through the greyish, weak belt. In many cases the colour surrounding the pipes seems to be stronger than the border of the pipes themselves. The detail images can be enlarged.

CH₃



Here the brownish horizon is being superceeded by the pipes from below. It is strong but not independent, rather irregular and with a low amplitude. Observing the meandering grey lines from below shows an otherwise hidden structure that may help us to

understand, how the brownish horizon is being created in general.



Now these are many, big, strong and dark pipes. None of them ends at the brownish horizon or below, instead, they all stay open at their top. We can see some brownish color in the greyish layer here. Look at the structures surrounding the pipes and branching out of them. Try to imagine direction, rotation and energy of the fields at the point of creating the image.

COMPARING THE RESULTS

Comparing the images will give us insight into the possibilities of rising pictures in general and it might also help to understand the characteristics of specific plasmatic fields. The first impression I want to mention here is the (at least) twofold character of the CO₂/ZnO image, which can be observed in particular there. Until I have pictures of clean CO₂ and ZnO apart from each other, I have a presumption: I believe, that we can see the single components of the fields of at least CO₂ and ZnO there, although we learned from Mr. Keshe, that the resulting fields become a single entity. I expect, that this method allows the analysis of the combined fields and the strength, quality and even percentage of its components.

When comparing this CO_2/ZnO image with the CuO_2 image, we can clearly see a difference in field strength. The CuO_2 image seems to be attached to the ground, probably due to more gravitational fields, compared to the environment. This would underline the importance of neutral water, that we use as a carrier. I tried to make images, where I replaced all water with the GaNS Liquid of the sample. The resulting images still allow a recognition of the kind of GaNS used, but are by far less significant.

When comparing the CuO_2 image with the CH_3 one, we see the greatest difference between all images shown so far. The image shows a strong push upwards, or is it sucked upwards? Or even coming down from above? What do you feel about that? Some of the pipes seem to open up, becoming wider at their top. CH_3 we characterize as a giver of energy and it is known to be an Magnetical GaNS. It seems that my GaNS meets this description. More tests with same kinds of GaNS from different sources have to be done.

/ SPECIAL OBSERVATIONS

There is a strange component at the right rim of the CH_3 image, that does not seem to fit in there. Look at this strange Pipe with that little finger with fingernail in it. Something like this did not repeat in any of my images of GaNS. Still this did not happen accidentally. Look at the bottom of the picture section, two impurities can be found there. They had been on the paper before, and I do not know, what they consist of. When we really learn to read the images, we will know. I placed that here to demonstrate the exactness and beauty of the conversion of any plasmatic field into a picture.



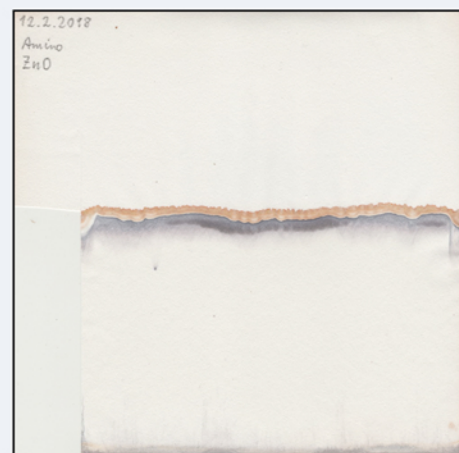
To the right, we see a detail from the center of the CO_2/ZnO image. I am stunned every time I look at that shape. Can you follow the tender movement of the semitransparent veil, do you feel the harmony of it, can you see the picture of a madonna with her child?

How many dimensions does it reveal? Let it talk to your soul!




/ A SURPRISE

While watching the GaNS images, I had to think of amino-acids and that Mr. Keshe taught us, that they form the most beautiful star formations. This is what happened when I created an image of my ZnO amino-acid:



No Pipes! Almost no structures and for sure no star formations.
Or are there?



Above:

Faint suns in the brownish horizon and below in the grey region.

Below:

When really zooming into that same image, these structures appear.
None of the GaNS images contain anything alike:
Lots of little star-formations!



/ SPECIAL OBSERVATIONS

When I saw this, I new it is time to come forward and share, what I found.

/ CONCLUSION

Although still at the very beginning, I believe to have found a valuable method to make plasmatic fields visible, comparable and even measurable. In contrast to other methods like crystallization, nothing is forced here, the fields release themselves freely, as if they want to teach us. There is a lot of work to be done. Many images, more classification, measurements and many comparisons have to be performed to add to our knowledge.

The method is flexible, low cost, significant and very powerful. It has the potential to become a standardized evaluation instrument for GaNS and plasmatic fields. I will call it "Plasma imaging", unless otherwise advised by Keshe Foundation.

/ REFERENCE

All references refer to older methods of capillar dynamolysis or rising pictures, except the audio recording from W. Hacheneý. The older methods are more sensitive to disturbances and give less exact but still sometimes very beautiful results.

Wilfried Hacheneý, 13.3.1924 – 20.4.2010.
Some of his works: Organische Physik. Aufsätze, Michaels-Verlag (Dezember 2001)

Der Weg – Der Mensch vom Geschöpf zum Schöpfer Wasser, Wesen zweier Welten. Michaels-Verlag (Dezember 2003)

Audio recording on "rising pictures" 2004/09/10, Kassel

You may also want to do a research on his patents here:

<https://www.dpma.de/recherche/>

Friedrich Hacheneý, Hyper-Wasser: Wasserenergetisierung nach Hacheneý, 2014 (Wilfrieds son) Levitiertes Wasser in Forschung und Anwendung, 1994

recent scientific works:

https://hds.hebis.de/ubks/Discover/EBSCOlookfor=steigbild&type=allfields&service=combined&submit_button=Suchen

<https://www.iol.uni-bonn.de/forschung/publikationsliste>

<http://kobra.bibliothek.uni-kassel.de/handle/urn:nbn:de:hebis:34-2007021417189>

<http://www.christall.nl/page/en/Capillary+Dynamolysis>

<https://www.biodynamics.in/chrom.htm>

<http://jbpe.ssau.ru/index.php/JBPE/article/view/2470>

<https://anthrowiki.at/Steigbildmethode>

<http://www.biodynamic-research.net/ras/rm/pfm>

<https://ledepotesta.wordpress.com/2016/01/20/koliskos-agriculture-of-tomorrow-pt-2/>

<http://www.vivendasantanna.com.br/artigos/trabalhos2/36-dinamolise-capilar-de-kaelin>

<http://archive.is/XHdyz>
(Meaningful references can also be found here)

<http://archive.is/XHdyz#selection-281.0-293.627>

http://www.academia.edu/28144942/Standardization_of_the_Steigbild_Method

<https://www.lichtfragen.info/de/studien/forschung-und-studien.html>

Changing the world

by Francesco Pandolfi Balbi

I am Francesco, official distributor of the Keshe Foundation in Italy. Being a distributor for the Keshe Foundation is becoming increasingly satisfying, especially thanks to the new management, which, although with difficulty, has made the Foundation a more reliable and promising structure than ever before.

In particular, waiting time for the delivery of products have improved considerably, even if, due to my economic issues, I decided to use my courier to collect the goods directly at the factory. Now waiting 2/3 months to receive goods are a distant memory. If there are problems related to production or lack of raw material, even in that case I never waited more than 15/20 days.

I also see enormously improved communication between the Italian Keshe Foundation Team and us distributors, and often even directly with our customers. Feedback and problem solving are available almost in real time thanks to the new chat group, in which all the Italian distributors have been included and from which we constantly receive updates and news regarding the activities and commercial news.

A positive note, which for me as distributor is very important, concerns the production and creation of new devices, and all CE certified, that have been in production for a few months, which fully embody the approach we have always preferred: simple and above all related to well-being.

I have heard that soon we will also have the pleasure of seeing organic and vegan solutions among the products, and this makes me particularly enthusiastic and positive.

Distributing for the Keshe Foundation is not for those who sell for large profits: margins are still modest (but they are growing) and there is still a need for a dose of enthusiasm that 'the seller of everything' in my opinion will never have.

Instead, an approach to beautiful, romantic and peaceful life is necessary, and above all, for the common good.

We are waiting for the generator ...
Alright, we'll wait! I am sure that the team will be able to put it on the market soon and that will be only the first of a long series of innovations that will forever change the reality of our beautiful planet.

That is what, in my opinion, must be well understood by the market:

”

The Keshe Foundation is not only about 'the generator', but is mostly about changing the world.

Keshe Foundation Store:
store.keshefoundation.org/store



The KFWiki is growing!

More and more language groups have been created, and now are taking over their own language resources.

The Wiki supports all people around this world who are learning about and adopting Keshe Plasma Technologies.

The main wiki content is compressed and summarized from the KFSSI's public teachings and from knowledge-seekers all over the world, who develop these technologies further.

The WIKI helps us to work together around the globe on one document, to experience the feeling of working as one soul for one purpose: Bringing the Plasma Knowledge to mankind, to elevate the Soul of the man to Open up to the Universal Community.

JOIN US

If you would like to be part of it, go to **www.kfwiki.org**, choose your language and request an account.



MOONLIGHT PACKAGE

ORDER IN VALUE OF
€1,500
AND RECEIVE FREE

1 x Plasma Eye & Migraine Mask

1 x CO2 Kit

1 x CANS Bulb Humidifier

1 x bottle of Plasma Hand Soap

Equals
10% OF
ORDER VALUE
IN PRODUCTS
VAT & shipping
included

SUNSHINE PACKAGE

ORDER IN VALUE OF
€2,000
AND RECEIVE FREE

1 x Plasma Kit for production of all CANS

1 x MAGRAVs Energizer & Alkalizer

1 x KESSI Pain Pad

1 x KESSI Pain Pen

9 x bottle of Plasma Hand Soap

1 x One Soul Plasma T-Shirt

Equals
25% OF
ORDER VALUE
IN PRODUCTS
VAT & shipping
included

STARLIGHT PACKAGE

ORDER IN VALUE OF
€5,000
AND RECEIVE FREE

15 x Plasma Eye & Migraine Mask

10 x One Soul Plasma T-Shirt

1 x MAGRAV Power Unit

Equals
36% OF
ORDER VALUE
IN PRODUCTS
VAT & shipping
included

Available on:
store.keshfoundation.org/store

Promotion ends:
31.08.2018